

Disbursement Claim for Measure Z Funds

Disbursement Claim #: 2019-02_____ Claim Submission Date: 03/14/19_____

Request Details

Invoice Date or Date Range (if multiple invoices)	Approved Monthly Budget Covering Invoiced Month(s)	Budget Line Item	General Ledger Account No. and Description	Amount Requested
02/01/19- 02/28/19	\$266,400.18		Animal Dept. Salary & Benefits	12/ \$263,228.68
02/01/19- 02/28/19	\$32,200.69		Veterinary Dept. Salary & Benefits	14/ \$31,784.52
02/01/19- 02/28/19	\$48,125.00		Animal Feed	16/ \$31,475.06
02/01/19- 02/28/19	\$50,000.00		Utilities	40/ \$57,286.07
02/01/19- 02/28/19	\$11,000.00		Exhibit Maint & Renovations	33/ \$2,166.00
02/01/19- 02/28/19	\$6,200.00		Water Quality Supplies	38/ \$3,404.19
			Wire Fee	\$10.00
	\$413,925.87		Subtotal	\$389,354.52\$
			Less Wire Fee	-\$10.00
			TOTAL AMOUNT REQUESTED	\$389,344.52

Capital Claim contingency usage, or Operations Claim budget variance explanation:

2019 Budget	\$3,410,000.00	\$410,000.00	\$450,000.00	\$615,910.00	\$116,000.00	\$87,700.00	\$120.00	\$5,089,730.00
Increase to Budget	\$0.00	\$0.00	\$0.00	\$0.00	\$0.00	\$0.00	\$0.00	\$0.00
Carryover from prior yr	\$0.00	\$0.00	\$0.00	\$0.00	\$0.00	\$0.00	\$0.00	\$0.00
Spent YTD	<u>\$541,316.87</u>	<u>\$64,638.25</u>	<u>\$54,019.05</u>	<u>\$68,257.46</u>	<u>\$7,389.14</u>	<u>\$9,517.24</u>	<u>\$20.00</u>	<u>\$745,158.01</u>
Funds remaining	\$2,868,683.13	\$345,361.75	\$395,980.95	\$547,652.54	\$108,610.86	\$78,182.76	\$100.00	\$4,344,571.99

Fresno's Chaffee Zoo Corporation
Income Statement
February 2019

	2019 Budget	February Budget	February Measure Z	February Actual	YTD Budget	YTD Measure Z	YTD Actual
REVENUE							
Self-Generated Revenue							
Admissions							
Admissions	\$0.00	\$0.00	\$0.00	\$0.00	\$0.00	\$0.00	\$0.00
Admissions-Special Events	\$0.00	\$0.00	\$0.00	\$0.00	\$0.00	\$0.00	\$0.00
Admissions-Visitor Services	\$4,967,551.00	\$346,332.00	\$0.00	\$157,878.00	\$592,116.00	\$0.00	\$383,149.95
Admissions-Special Exhibit	\$570,000.00	\$0.00	\$0.00	\$0.00	\$0.00	\$0.00	\$0.00
Combo Tickets - Adults	\$0.00	\$0.00	\$0.00	\$0.00	\$0.00	\$0.00	\$0.00
Combo Tickets - Child/Senior	\$0.00	\$0.00	\$0.00	\$0.00	\$0.00	\$0.00	\$0.00
Over and Under	\$0.00	\$0.00	\$0.00	\$0.00	\$0.00	\$0.00	\$0.00
Over and Under-Visitor Services	\$0.00	\$0.00	\$0.00	\$32.09	\$0.00	\$0.00	\$45.11
Total Admissions	<u>\$5,537,551.00</u>	<u>\$346,332.00</u>	<u>\$0.00</u>	<u>\$157,910.09</u>	<u>\$592,116.00</u>	<u>\$0.00</u>	<u>\$383,195.06</u>
Adopt an Animal							
Adopt An Animal	\$0.00	\$0.00	\$0.00	\$0.00	\$0.00	\$0.00	\$0.00
Adopt An Animal-Development	\$21,000.00	\$6,165.00	\$0.00	\$5,080.00	\$9,050.00	\$0.00	\$6,720.00
Adopt An Animal-Development-Restrict	\$0.00	\$0.00	\$0.00	\$4,970.00	\$0.00	\$0.00	\$6,580.00
Total Adopt an Animal	<u>\$21,000.00</u>	<u>\$6,165.00</u>	<u>\$0.00</u>	<u>\$10,050.00</u>	<u>\$9,050.00</u>	<u>\$0.00</u>	<u>\$13,300.00</u>
Education							
After School Programs	\$0.00	\$0.00	\$0.00	\$0.00	\$0.00	\$0.00	\$0.00
After School Programs-Education	\$0.00	\$0.00	\$0.00	\$0.00	\$0.00	\$0.00	\$0.00
Annual Dues	\$0.00	\$0.00	\$0.00	\$0.00	\$0.00	\$0.00	\$0.00
Annual Dues-Education	\$0.00	\$0.00	\$0.00	\$0.00	\$0.00	\$0.00	\$0.00
Annual Dues-Volunteer	\$0.00	\$0.00	\$0.00	\$930.00	\$0.00	\$0.00	\$2,080.00
Camp Scholarships	\$0.00	\$0.00	\$0.00	\$0.00	\$0.00	\$0.00	\$0.00
Camp Scholarships-Education	\$0.00	\$0.00	\$0.00	\$0.00	\$0.00	\$0.00	\$0.00
Class Fees	\$0.00	\$0.00	\$0.00	\$0.00	\$0.00	\$0.00	\$0.00
Class Fees-Education	\$0.00	\$0.00	\$0.00	\$0.00	\$0.00	\$0.00	\$0.00
Class Fees-Volunteer	\$0.00	\$0.00	\$0.00	\$0.00	\$0.00	\$0.00	\$0.00
Cookbook Sales	\$0.00	\$0.00	\$0.00	\$0.00	\$0.00	\$0.00	\$0.00

Fresno's Chaffee Zoo Corporation
Income Statement
February 2019

	2019 Budget	February Budget	February Measure Z	February Actual	YTD Budget	YTD Measure Z	YTD Actual
Cookbook Sales-Volunteer	\$0.00	\$0.00	\$0.00	\$0.00	\$0.00	\$0.00	\$0.00
Docent Activities	\$0.00	\$0.00	\$0.00	\$0.00	\$0.00	\$0.00	\$0.00
Docent Activities-Volunteer	\$0.00	\$0.00	\$0.00	\$1,260.00	\$0.00	\$0.00	\$2,060.00
Education-General Income	\$0.00	\$0.00	\$0.00	\$0.00	\$0.00	\$0.00	\$0.00
Education-General Income-Education	\$0.00	\$0.00	\$0.00	\$0.00	\$0.00	\$0.00	\$0.00
Docent Fundraising Income	\$0.00	\$0.00	\$0.00	\$0.00	\$0.00	\$0.00	\$0.00
Docent Fundraising Income-Volunteer	\$0.00	\$0.00	\$0.00	\$0.00	\$0.00	\$0.00	\$0.00
Grants	\$0.00	\$0.00	\$0.00	\$0.00	\$0.00	\$0.00	\$0.00
Grants-Education	\$0.00	\$0.00	\$0.00	\$0.00	\$0.00	\$0.00	\$0.00
Junior University Income	\$0.00	\$0.00	\$0.00	\$0.00	\$0.00	\$0.00	\$0.00
Junior University Income-Education	\$0.00	\$0.00	\$0.00	\$0.00	\$0.00	\$0.00	\$0.00
Overnight Income	\$0.00	\$0.00	\$0.00	\$0.00	\$0.00	\$0.00	\$0.00
Overnight Income-Education	\$0.00	\$0.00	\$0.00	\$0.00	\$0.00	\$0.00	\$0.00
Scout Guide-Education	\$0.00	\$0.00	\$0.00	\$116.00	\$0.00	\$0.00	\$608.00
Service Income	\$0.00	\$0.00	\$0.00	\$0.00	\$0.00	\$0.00	\$0.00
Service Income-Education	\$0.00	\$0.00	\$0.00	\$0.00	\$0.00	\$0.00	\$0.00
Service Income-Volunteer	\$0.00	\$0.00	\$0.00	\$0.00	\$0.00	\$0.00	\$0.00
Teacher Resource Guide Income	\$0.00	\$0.00	\$0.00	\$0.00	\$0.00	\$0.00	\$0.00
Teacher Training Workshop Income	\$0.00	\$0.00	\$0.00	\$0.00	\$0.00	\$0.00	\$0.00
Teacher Training Workshop Income-Edu.	\$0.00	\$0.00	\$0.00	\$0.00	\$0.00	\$0.00	\$0.00
Trip Income	\$0.00	\$0.00	\$0.00	\$0.00	\$0.00	\$0.00	\$0.00
Trip Income-Education	\$0.00	\$0.00	\$0.00	\$0.00	\$0.00	\$0.00	\$0.00
Trip Income-Volunteer	\$0.00	\$0.00	\$0.00	\$0.00	\$0.00	\$0.00	\$0.00
Uniform Income	\$0.00	\$0.00	\$0.00	\$0.00	\$0.00	\$0.00	\$0.00
Uniform Income-Volunteer	\$0.00	\$0.00	\$0.00	\$765.00	\$0.00	\$0.00	\$1,005.00
Wild Connections Lab Income	\$0.00	\$0.00	\$0.00	\$0.00	\$0.00	\$0.00	\$0.00
Wild Connections Lab Income-Education	\$0.00	\$0.00	\$0.00	\$4,324.50	\$0.00	\$0.00	\$4,964.50
Zoo Adventures Camp Income	\$0.00	\$0.00	\$0.00	\$0.00	\$0.00	\$0.00	\$0.00
Zoo Adventures Camp Income-Education	\$0.00	\$0.00	\$0.00	\$20.00	\$0.00	\$0.00	\$5,620.50
Zoo Boo Haunted House Income	\$0.00	\$0.00	\$0.00	\$0.00	\$0.00	\$0.00	\$0.00
Zoo Preview Income	\$0.00	\$0.00	\$0.00	\$0.00	\$0.00	\$0.00	\$0.00

Fresno's Chaffee Zoo Corporation
Income Statement
February 2019

	2019 Budget	February Budget	February Measure Z	February Actual	YTD Budget	YTD Measure Z	YTD Actual
Zoo Preview Income-Volunteer	\$0.00	\$0.00	\$0.00	\$138.00	\$0.00	\$0.00	\$138.00
Zoo School Income	\$0.00	\$0.00	\$0.00	\$0.00	\$0.00	\$0.00	\$0.00
Zoo Talks Income	\$0.00	\$0.00	\$0.00	\$0.00	\$0.00	\$0.00	\$0.00
Zoo Talks Income-Education	\$0.00	\$0.00	\$0.00	\$0.00	\$0.00	\$0.00	\$0.00
Zoopeteer Income	\$0.00	\$0.00	\$0.00	\$0.00	\$0.00	\$0.00	\$0.00
Zoopeteer Income-Education	\$0.00	\$0.00	\$0.00	\$0.00	\$0.00	\$0.00	\$0.00
Zoopeteer Income-Volunteer	\$0.00	\$0.00	\$0.00	\$0.00	\$0.00	\$0.00	\$0.00
Camp Scholarships-Res	\$0.00	\$0.00	\$0.00	\$0.00	\$0.00	\$0.00	\$0.00
Camp Scholarships-Res-Education	\$0.00	\$0.00	\$0.00	\$0.00	\$0.00	\$0.00	\$0.00
Grants-Res	\$0.00	\$0.00	\$0.00	\$0.00	\$0.00	\$0.00	\$0.00
Grants-Res-Education	\$0.00	\$0.00	\$0.00	\$0.00	\$0.00	\$0.00	\$0.00
Grants-Res-Volunteer	\$0.00	\$0.00	\$0.00	\$0.00	\$0.00	\$0.00	\$0.00
Grants-Perm	\$0.00	\$0.00	\$0.00	\$0.00	\$0.00	\$0.00	\$0.00
Tour Income	\$0.00	\$0.00	\$0.00	\$0.00	\$0.00	\$0.00	\$0.00
Tour Income-Volunteer	\$8,550.00	\$400.00	\$0.00	\$52.00	\$800.00	\$0.00	\$52.00
Tot Time Income	\$0.00	\$0.00	\$0.00	\$0.00	\$0.00	\$0.00	\$0.00
Tot Time Income-Education	\$9,500.00	\$1,000.00	\$0.00	\$2,090.00	\$1,400.00	\$0.00	\$2,849.00
Zoomobile Income	\$0.00	\$0.00	\$0.00	\$0.00	\$0.00	\$0.00	\$0.00
Zoomobile Income-Education	\$44,500.00	\$2,000.00	\$0.00	\$9,011.34	\$2,500.00	\$0.00	\$9,281.34
Behind the Scenes-Education	\$0.00	\$0.00	\$0.00	\$0.00	\$0.00	\$0.00	\$0.00
Facility Rental-Education	\$5,000.00	\$400.00	\$0.00	\$250.00	\$500.00	\$0.00	\$450.00
Miscellaneous Income-Education	\$0.00	\$0.00	\$0.00	\$0.00	\$0.00	\$0.00	\$0.00
Uniform-Teen Payment- Volunteer	\$0.00	\$0.00	\$0.00	\$0.00	\$0.00	\$0.00	\$0.00
Total Education	\$67,550.00	\$3,800.00	\$0.00	\$18,956.84	\$5,200.00	\$0.00	\$29,108.34
Food Services							
Concessions Commission	\$708,050.00	\$52,700.00	\$0.00	\$22,135.59	\$90,100.00	\$0.00	\$52,616.44
Concessions Commission-Administratior	\$0.00	\$0.00	\$0.00	\$0.00	\$0.00	\$0.00	\$0.00
Concessions Commission-Special Exhibit	\$164,000.00	\$0.00	\$0.00	\$0.00	\$0.00	\$0.00	\$0.00
Concessions Commission-Development	\$0.00	\$0.00	\$0.00	\$0.00	\$0.00	\$0.00	\$0.00
Concessions-Script	\$0.00	\$0.00	\$0.00	\$0.00	\$0.00	\$0.00	\$0.00

Fresno's Chaffee Zoo Corporation
Income Statement
February 2019

	2019 Budget	February Budget	February Measure Z	February Actual	YTD Budget	YTD Measure Z	YTD Actual
Total Food Services	\$872,050.00	\$52,700.00	\$0.00	\$22,135.59	\$90,100.00	\$0.00	\$52,616.44
Gift Shop							
Gift Shop Income	\$466,480.00	\$34,720.00	\$0.00	\$0.00	\$59,360.00	\$0.00	\$0.00
Gift Shop Income-Special Exhibit	\$102,500.00	\$0.00	\$0.00	\$0.00	\$0.00	\$0.00	\$0.00
Gift Shop Commission	\$0.00	\$0.00	\$0.00	\$15,751.72	\$0.00	\$0.00	\$34,321.35
Gift Shop Commission-Administration	\$0.00	\$0.00	\$0.00	\$0.00	\$0.00	\$0.00	\$0.00
Total Gift Shop	\$568,980.00	\$34,720.00	\$0.00	\$15,751.72	\$59,360.00	\$0.00	\$34,321.35
Giraffe Feeding							
Giraffe Feeding Income	\$0.00	\$0.00	\$0.00	\$0.00	\$0.00	\$0.00	\$0.00
Giraffe Feeding Income-Education	\$582,000.00	\$29,007.00	\$0.00	\$19,034.00	\$52,208.00	\$0.00	\$45,165.00
Giraffe Feeding Income-Visitor Services	\$0.00	\$0.00	\$0.00	\$0.00	\$0.00	\$0.00	\$0.00
Total Giraffe Feeding	\$582,000.00	\$29,007.00	\$0.00	\$19,034.00	\$52,208.00	\$0.00	\$45,165.00
Grants/Fundraising							
Annual Fund	\$0.00	\$0.00	\$0.00	\$0.00	\$0.00	\$0.00	\$0.00
Conservation Income-Animal	\$0.00	\$0.00	\$0.00	\$0.00	\$0.00	\$0.00	\$0.00
Conservation Income-Development	\$0.00	\$0.00	\$0.00	\$605.55	\$0.00	\$0.00	\$1,164.28
Conservation Income-Education	\$0.00	\$0.00	\$0.00	\$0.00	\$0.00	\$0.00	\$0.00
Conservation Income-Veterinary	\$0.00	\$0.00	\$0.00	\$0.00	\$0.00	\$0.00	\$0.00
Conservation Income	\$0.00	\$0.00	\$0.00	\$0.00	\$0.00	\$0.00	\$0.00
Donations	\$0.00	\$0.00	\$0.00	\$0.00	\$0.00	\$0.00	\$0.00
Donations-Marketing	\$0.00	\$0.00	\$0.00	\$0.00	\$0.00	\$0.00	\$0.00
Donations-Development	\$350,000.00	\$25,000.00	\$0.00	\$3,853.44	\$50,000.00	\$0.00	\$16,955.23
Donations-Special Events	\$0.00	\$0.00	\$0.00	\$0.00	\$0.00	\$0.00	\$0.00
Donations-Education	\$3,000.00	\$250.00	\$0.00	\$0.00	\$500.00	\$0.00	\$75.00
Donations-Volunteer	\$0.00	\$0.00	\$0.00	\$0.00	\$0.00	\$0.00	\$0.00
In-Kind Contributions	\$0.00	\$0.00	\$0.00	\$0.00	\$0.00	\$0.00	\$0.00
In-Kind Contributions-Development	\$0.00	\$0.00	\$0.00	\$0.00	\$0.00	\$0.00	\$0.00
In-Kind Contributions - Volunteer	\$0.00	\$0.00	\$0.00	\$0.00	\$0.00	\$0.00	\$0.00

Fresno's Chaffee Zoo Corporation
Income Statement
February 2019

	2019 Budget	February Budget	February Measure Z	February Actual	YTD Budget	YTD Measure Z	YTD Actual
New Sea Lion Exhibit Fundraising Income	\$0.00	\$0.00	\$0.00	\$0.00	\$0.00	\$0.00	\$0.00
Annual Fund-Res	\$0.00	\$0.00	\$0.00	\$0.00	\$0.00	\$0.00	\$0.00
Conservation Income-Res-Development	\$0.00	\$0.00	\$0.00	\$409.00	\$0.00	\$0.00	\$409.00
Conservation Income-Res-Veterinary	\$0.00	\$0.00	\$0.00	\$0.00	\$0.00	\$0.00	\$0.00
Donations-Res	\$0.00	\$0.00	\$0.00	\$0.00	\$0.00	\$0.00	\$0.00
Donations-Res-Marketing	\$0.00	\$0.00	\$0.00	\$0.00	\$0.00	\$0.00	\$0.00
Donations-Res-Development	\$0.00	\$0.00	\$0.00	\$12,621.37	\$0.00	\$0.00	\$26,096.51
Donations-Res-Education	\$0.00	\$0.00	\$0.00	\$0.00	\$0.00	\$0.00	\$0.00
Donations-Res-Veterinary	\$0.00	\$0.00	\$0.00	\$0.00	\$0.00	\$0.00	\$0.00
In-Kind Contributions-Res	\$0.00	\$0.00	\$0.00	\$0.00	\$0.00	\$0.00	\$0.00
New Sea Lion Exhibit Fundraising Income	\$0.00	\$0.00	\$0.00	\$0.00	\$0.00	\$0.00	\$0.00
Donations-Perm	\$0.00	\$0.00	\$0.00	\$0.00	\$0.00	\$0.00	\$0.00
Donations-Perm-Education	\$0.00	\$0.00	\$0.00	\$0.00	\$0.00	\$0.00	\$0.00
Docent Education Fund-Perm	\$0.00	\$0.00	\$0.00	\$0.00	\$0.00	\$0.00	\$0.00
Sponsorships	\$0.00	\$0.00	\$0.00	\$0.00	\$0.00	\$0.00	\$0.00
Sponsorships-Development	\$100,000.00	\$0.00	\$0.00	\$0.00	\$0.00	\$0.00	\$0.00
Sponsorships-Res	\$0.00	\$0.00	\$0.00	\$0.00	\$0.00	\$0.00	\$0.00
Sponsorships-Res-Development	\$0.00	\$0.00	\$0.00	\$0.00	\$0.00	\$0.00	\$0.00
Pay Loader Kiddie Ride-Development	\$0.00	\$0.00	\$0.00	\$0.00	\$0.00	\$0.00	\$0.00
Pay Loader Ride-Africa-Res-Development	\$0.00	\$0.00	\$0.00	\$0.00	\$0.00	\$0.00	\$0.00
Total Grants/Fundraising	\$453,000.00	\$25,250.00	\$0.00	\$17,489.36	\$50,500.00	\$0.00	\$44,700.02
Group Event/Facility Rental							
Facility Rental	\$0.00	\$0.00	\$0.00	\$0.00	\$0.00	\$0.00	\$0.00
Facility Rental-Special Events	\$573,000.00	\$10,000.00	\$0.00	\$21,590.93	\$27,000.00	\$0.00	\$32,363.97
Total Group Event/Facility Rental	\$573,000.00	\$10,000.00	\$0.00	\$21,590.93	\$27,000.00	\$0.00	\$32,363.97
Membership							
Corporate Membership	\$0.00	\$0.00	\$0.00	\$0.00	\$0.00	\$0.00	\$0.00
Membership Income	\$0.00	\$0.00	\$0.00	\$0.00	\$0.00	\$0.00	\$0.00
Membership Income-Membership	\$1,616,351.00	\$120,862.00	\$0.00	\$96,438.00	\$223,128.00	\$0.00	\$200,901.70

Fresno's Chaffee Zoo Corporation
Income Statement
February 2019

	2019 Budget	February Budget	February Measure Z	February Actual	YTD Budget	YTD Measure Z	YTD Actual
Membership Income-Special Exhibit	\$100,000.00	\$0.00	\$0.00	\$0.00	\$0.00	\$0.00	\$0.00
Total Membership	\$1,716,351.00	\$120,862.00	\$0.00	\$96,438.00	\$223,128.00	\$0.00	\$200,901.70
Special Events							
Boutique Sales	\$0.00	\$0.00	\$0.00	\$0.00	\$0.00	\$0.00	\$0.00
Corporate Tent Income	\$0.00	\$0.00	\$0.00	\$0.00	\$0.00	\$0.00	\$0.00
Exhibitor Booth Income	\$0.00	\$0.00	\$0.00	\$0.00	\$0.00	\$0.00	\$0.00
Exhibitor Booth Income-Special Events	\$0.00	\$0.00	\$0.00	\$0.00	\$0.00	\$0.00	\$0.00
Raffle Ticket Income	\$0.00	\$0.00	\$0.00	\$0.00	\$0.00	\$0.00	\$0.00
Raffle Ticket Income-Special Events	\$0.00	\$0.00	\$0.00	\$0.00	\$0.00	\$0.00	\$0.00
Santa Photo-Special Events	\$0.00	\$0.00	\$0.00	\$0.00	\$0.00	\$0.00	\$0.00
Script Sales	\$0.00	\$0.00	\$0.00	\$0.00	\$0.00	\$0.00	\$0.00
Script Sales-Special Events	\$2,000.00	\$0.00	\$0.00	\$0.00	\$0.00	\$0.00	\$0.00
Auction Income	\$0.00	\$0.00	\$0.00	\$0.00	\$0.00	\$0.00	\$0.00
Auction Income-Special Events	\$20,000.00	\$0.00	\$0.00	\$0.00	\$0.00	\$0.00	\$0.00
Special Event Income	\$0.00	\$0.00	\$0.00	\$0.00	\$0.00	\$0.00	\$0.00
Special Event Income-Special Events	\$647,561.00	\$0.00	\$0.00	\$0.00	\$0.00	\$0.00	\$0.00
Special Event Income-Special Exhibit	\$25,000.00	\$0.00	\$0.00	\$0.00	\$0.00	\$0.00	\$0.00
ZooLights 3D Glasses Income-Special Ev	\$7,000.00	\$0.00	\$0.00	\$0.00	\$0.00	\$0.00	\$0.00
Special Event Income-Res	\$0.00	\$0.00	\$0.00	\$0.00	\$0.00	\$0.00	\$0.00
Sponsorships-Special Events	\$87,052.00	\$0.00	\$0.00	\$0.00	\$0.00	\$0.00	\$0.00
Sponsorships-Education	\$0.00	\$0.00	\$0.00	\$0.00	\$0.00	\$0.00	\$0.00
Sponsorships-Res-Special Events	\$0.00	\$0.00	\$0.00	\$0.00	\$0.00	\$0.00	\$0.00
Sponsorships-Res-Education	\$0.00	\$0.00	\$0.00	\$0.00	\$0.00	\$0.00	\$0.00
Total Special Events	\$788,613.00	\$0.00	\$0.00	\$0.00	\$0.00	\$0.00	\$0.00
Stingray Exhibit							
Stingray Admissions	\$0.00	\$0.00	\$0.00	\$0.00	\$0.00	\$0.00	\$0.00
Stingray Admissions-Education	\$262,000.00	\$15,000.00	\$0.00	\$7,572.00	\$27,000.00	\$0.00	\$17,028.00
Stingray Admissions-Visitor Services	\$0.00	\$0.00	\$0.00	\$0.00	\$0.00	\$0.00	\$0.00
Stingray Feeding Income	\$0.00	\$0.00	\$0.00	\$0.00	\$0.00	\$0.00	\$0.00

Fresno's Chaffee Zoo Corporation
Income Statement
February 2019

	2019 Budget	February Budget	February Measure Z	February Actual	YTD Budget	YTD Measure Z	YTD Actual
Stingray Feeding Income-Education	\$33,500.00	\$1,500.00	\$0.00	\$1,001.00	\$3,000.00	\$0.00	\$2,393.00
Stingray Feeding Income-Visitor Services	\$0.00	\$0.00	\$0.00	\$0.00	\$0.00	\$0.00	\$0.00
Total Stingray Exhibit	\$295,500.00	\$16,500.00	\$0.00	\$8,573.00	\$30,000.00	\$0.00	\$19,421.00
Other							
Biofacts	\$0.00	\$0.00	\$0.00	\$0.00	\$0.00	\$0.00	\$0.00
Elephant Painting Income	\$0.00	\$0.00	\$0.00	\$0.00	\$0.00	\$0.00	\$0.00
Enrichment Income	\$0.00	\$0.00	\$0.00	\$0.00	\$0.00	\$0.00	\$0.00
Fundraising Pins Income-Development	\$0.00	\$0.00	\$0.00	\$0.00	\$0.00	\$0.00	\$0.00
Orang Research Income	\$0.00	\$0.00	\$0.00	\$0.00	\$0.00	\$0.00	\$0.00
Photography Lab Income	\$0.00	\$0.00	\$0.00	\$0.00	\$0.00	\$0.00	\$0.00
Poster Income-Development	\$0.00	\$0.00	\$0.00	\$0.00	\$0.00	\$0.00	\$0.00
Sales of Animals	\$0.00	\$0.00	\$0.00	\$0.00	\$0.00	\$0.00	\$0.00
Sales of Animals-Animals	\$0.00	\$0.00	\$0.00	\$0.00	\$0.00	\$0.00	\$0.00
Special Project Income	\$0.00	\$0.00	\$0.00	\$0.00	\$0.00	\$0.00	\$0.00
Zoo Career Workshop Income	\$0.00	\$0.00	\$0.00	\$0.00	\$0.00	\$0.00	\$0.00
Interfund Transfer	\$0.00	\$0.00	\$0.00	\$0.00	\$0.00	\$0.00	\$0.00
Net Assets Released from Restrictions	\$0.00	\$0.00	\$0.00	\$0.00	\$0.00	\$0.00	\$0.00
Enrichment Income-Res-Development	\$0.00	\$0.00	\$0.00	\$45.00	\$0.00	\$0.00	\$1,770.00
Fundraising Pins Income-Res-Development	\$0.00	\$0.00	\$0.00	\$0.00	\$0.00	\$0.00	\$0.00
Orang Research Income-Res	\$0.00	\$0.00	\$0.00	\$0.00	\$0.00	\$0.00	\$0.00
Special Project Income-Res	\$0.00	\$0.00	\$0.00	\$0.00	\$0.00	\$0.00	\$0.00
Interfund Transfer-Res	\$0.00	\$0.00	\$0.00	\$0.00	\$0.00	\$0.00	\$0.00
Net Assets Released from Restrictions-Res	\$0.00	\$0.00	\$0.00	\$0.00	\$0.00	\$0.00	\$0.00
Interfund Transfer-Perm	\$0.00	\$0.00	\$0.00	\$0.00	\$0.00	\$0.00	\$0.00
Net Assets Released from Restrictions-Perm	\$0.00	\$0.00	\$0.00	\$0.00	\$0.00	\$0.00	\$0.00
Miscellaneous Income	\$1,300.00	\$0.00	\$0.00	\$29,500.00	\$0.00	\$0.00	\$29,500.00
Miscellaneous Income-Visitor Services	\$0.00	\$0.00	\$0.00	\$0.00	\$0.00	\$0.00	\$0.00
Miscellaneous Income-Human Resources	\$0.00	\$0.00	\$0.00	\$0.00	\$0.00	\$0.00	\$0.50
Miscellaneous Income-Restricted	\$0.00	\$0.00	\$0.00	\$0.00	\$0.00	\$0.00	\$0.00
Airbrush Tattoo Income	\$0.00	\$0.00	\$0.00	\$0.00	\$0.00	\$0.00	\$0.00

Fresno's Chaffee Zoo Corporation
Income Statement
February 2019

	2019 Budget	February Budget	February Measure Z	February Actual	YTD Budget	YTD Measure Z	YTD Actual
ATM Income	\$0.00	\$0.00	\$0.00	\$34.00	\$0.00	\$0.00	\$101.00
ATM Income-Administration	\$0.00	\$0.00	\$0.00	\$0.00	\$0.00	\$0.00	\$0.00
Parking Passes	\$0.00	\$0.00	\$0.00	\$0.00	\$0.00	\$0.00	\$0.00
Penny Press Income	\$0.00	\$0.00	\$0.00	\$719.00	\$0.00	\$0.00	\$1,118.00
Penny Press Income-Administration	\$0.00	\$0.00	\$0.00	\$0.00	\$0.00	\$0.00	\$0.00
Photo Machine Income	\$0.00	\$0.00	\$0.00	\$359.10	\$0.00	\$0.00	\$821.69
Photo Machine Income-Administration	\$0.00	\$0.00	\$0.00	\$0.00	\$0.00	\$0.00	\$0.00
Photo/Video Income-Marketing	\$0.00	\$0.00	\$0.00	\$0.00	\$0.00	\$0.00	\$0.00
Zoo Book Sales	\$0.00	\$0.00	\$0.00	\$0.00	\$0.00	\$0.00	\$0.00
Zoo Key Sales	\$0.00	\$0.00	\$0.00	\$0.00	\$0.00	\$0.00	\$0.00
Pay Loader Kiddie Ride	\$0.00	\$0.00	\$0.00	\$0.00	\$0.00	\$0.00	\$0.00
Vending Commission-Administration	\$0.00	\$0.00	\$0.00	\$399.85	\$0.00	\$0.00	\$701.59
Camel Rides							
Camel Rides	\$0.00	\$0.00	\$0.00	\$0.00	\$0.00	\$0.00	\$0.00
Total Camel Rides	\$0.00	\$0.00	\$0.00	\$0.00	\$0.00	\$0.00	\$0.00
Stroller/Wheelchair Rental							
Stroller/Wheelchair Rental Income	\$0.00	\$0.00	\$0.00	\$0.00	\$0.00	\$0.00	\$0.00
Total Stroller/Wheelchair Rental	\$0.00	\$0.00	\$0.00	\$0.00	\$0.00	\$0.00	\$0.00
Total Other	\$1,300.00	\$0.00	\$0.00	\$31,056.95	\$0.00	\$0.00	\$34,012.78
Total Self-Generated Revenue	\$11,476,895.00	\$645,336.00	\$0.00	\$418,986.48	\$1,138,662.00	\$0.00	\$889,105.66
TOTAL REVENUE	\$11,476,895.00	\$645,336.00	\$0.00	\$418,986.48	\$1,138,662.00	\$0.00	\$889,105.66
EXPENSES							
Personnel Expenses							
Administration							
Benefits-General	\$0.00	\$0.00	\$0.00	\$0.00	\$0.00	\$0.00	\$0.00
Benefits-Administration	\$115,152.86	\$9,596.07	\$0.00	\$5,874.40	\$19,192.16	\$0.00	\$13,913.20

Fresno's Chaffee Zoo Corporation
Income Statement
February 2019

	2019 Budget	February Budget	February Measure Z	February Actual	YTD Budget	YTD Measure Z	YTD Actual
Benefits-Information Technology	\$7,544.06	\$628.67	\$0.00	\$1,549.66	\$1,257.36	\$0.00	\$3,098.64
Benefits-Human Resources	\$32,514.63	\$2,709.55	\$0.00	\$2,698.52	\$5,419.13	\$0.00	\$5,394.94
Payroll Taxes	\$0.00	\$0.00	\$0.00	\$0.00	\$0.00	\$0.00	\$0.00
Payroll Taxes-Administration	\$56,923.61	\$4,378.74	\$0.00	\$3,984.42	\$8,757.47	\$0.00	\$7,963.59
Payroll Taxes-Information Technology	\$5,861.63	\$450.89	\$0.00	\$396.84	\$901.78	\$0.00	\$793.68
Payroll Taxes-Human Resources	\$14,358.96	\$1,104.54	\$0.00	\$1,010.95	\$2,209.04	\$0.00	(\$25.07)
Retirement Contribution-General	\$0.00	\$0.00	\$0.00	\$0.00	\$0.00	\$0.00	\$0.00
Retirement Contribution-Administration	\$20,699.49	\$1,592.27	\$0.00	\$1,586.84	\$3,184.53	\$0.00	\$3,171.47
Retirement Contribution-Information Technology	\$2,131.50	\$163.96	\$0.00	\$215.50	\$327.94	\$0.00	\$431.00
Retirement Contribution-Human Resources	\$5,221.44	\$401.65	\$0.00	\$525.41	\$803.30	\$0.00	\$1,035.18
Salaries-General	\$0.00	\$0.00	\$0.00	\$0.00	\$0.00	\$0.00	\$0.00
Salaries-Administration	\$698,780.99	\$53,752.38	\$0.00	\$52,210.92	\$107,504.79	\$0.00	\$104,913.27
Salaries-Information Technology	\$71,380.00	\$5,490.77	\$0.00	\$5,384.62	\$10,981.54	\$0.00	\$10,797.24
Salaries-Human Resources	\$177,068.13	\$13,620.61	\$0.00	\$13,772.76	\$27,241.21	\$0.00	\$27,319.75
Workers Comp-General	\$0.00	\$0.00	\$0.00	\$0.00	\$0.00	\$0.00	\$0.00
Workers Comp-Administration	\$3,276.17	\$252.02	\$0.00	\$429.12	\$504.05	\$0.00	(\$89.75)
Workers Comp-Information Technology	\$337.36	\$25.95	\$0.00	\$53.09	\$51.90	\$0.00	\$109.42
Workers Comp-Human Resources	\$826.41	\$63.57	\$0.00	\$102.60	\$127.13	\$0.00	\$242.17
Total Administration	\$1,212,077.24	\$94,231.64	\$0.00	\$89,795.65	\$188,463.33	\$0.00	\$179,068.73
Animal							
Benefits-Animal	\$504,617.48	\$42,051.46	44/ \$38,481.18	\$38,481.18	\$84,102.88	\$80,172.32	\$80,172.32
Payroll Taxes-Animal	\$204,232.77	\$15,710.21	45/ \$14,156.08	\$14,156.08	\$31,420.45	\$28,555.68	\$28,555.68
Retirement Contribution-Animal	\$63,295.74	\$4,868.90	46/ \$4,993.02	\$4,993.02	\$9,737.84	\$9,944.74	\$9,944.74
Salaries-Animal	\$2,503,314.49	\$192,562.65	47/ \$187,678.00	\$187,678.00	\$385,125.33	\$379,124.53	\$379,124.53
Workers Comp-Animal	\$145,690.53	\$11,206.96	48/ \$17,920.40	\$17,920.40	\$22,413.95	\$45,612.60	\$45,612.60
Total Animal	\$3,421,151.01	\$266,400.18	2/ \$263,228.68	\$263,228.68	\$532,800.45	\$543,409.87	\$543,409.87
Education							
Benefits-Education	\$98,004.93	\$8,167.08	\$0.00	\$8,969.60	\$16,334.13	\$0.00	\$18,075.26
Benefits-Volunteer	\$0.00	\$0.00	\$0.00	\$0.00	\$0.00	\$0.00	\$0.00

Fresno's Chaffee Zoo Corporation
Income Statement
February 2019

	2019 Budget	February Budget	February Measure Z	February Actual	YTD Budget	YTD Measure Z	YTD Actual
Payroll Taxes-Education	\$68,868.70	\$5,297.59	\$0.00	\$5,634.09	\$10,595.20	\$0.00	\$10,284.80
Payroll Taxes-Volunteer	\$0.00	\$0.00	\$0.00	\$0.00	\$0.00	\$0.00	\$0.00
Retirement Contribution-Education	\$15,794.38	\$1,214.95	\$0.00	\$682.81	\$2,429.90	\$0.00	\$1,303.11
Salaries-Education	\$725,915.83	\$54,943.51	\$0.00	\$66,135.10	\$109,887.02	\$0.00	\$128,085.62
Salaries-Volunteer	\$0.00	\$0.00	\$0.00	\$0.00	\$0.00	\$0.00	\$0.00
Workers Comp-Education	\$44,629.00	\$3,433.04	\$0.00	\$5,167.44	\$6,866.08	\$0.00	\$12,952.32
Workers Comp-Volunteer	\$0.00	\$0.00	\$0.00	\$0.00	\$0.00	\$0.00	\$0.00
Total Education	<u>\$953,212.84</u>	<u>\$73,056.17</u>	<u>\$0.00</u>	<u>\$86,589.04</u>	<u>\$146,112.33</u>	<u>\$0.00</u>	<u>\$170,701.11</u>
Maintenance/Horticulture							
Benefits-Maintenance	\$121,092.02	\$10,091.00	\$0.00	\$6,754.13	\$20,182.02	\$0.00	\$14,140.74
Benefits-Horticulture	\$91,051.03	\$7,587.59	\$0.00	\$6,098.51	\$15,175.18	\$0.00	\$12,175.54
Payroll Taxes-Maintenance	\$39,055.55	\$3,004.27	\$0.00	\$3,839.77	\$6,008.57	\$0.00	\$6,337.64
Payroll Taxes-Horticulture	\$24,769.33	\$1,905.33	\$0.00	\$1,547.07	\$3,810.69	\$0.00	\$2,792.88
Retirement Contribution-Maintenance	\$13,771.17	\$1,059.32	\$0.00	\$578.86	\$2,118.64	\$0.00	\$1,101.07
Retirement Contribution-Horticulture	\$10,275.38	\$790.41	\$0.00	\$113.23	\$1,580.82	\$0.00	\$225.94
Salaries-Maintenance	\$501,075.46	\$38,544.27	\$0.00	\$34,127.02	\$77,088.50	\$0.00	\$67,205.52
Salaries-Horticulture	\$340,588.25	\$26,199.10	\$0.00	\$18,170.92	\$52,398.17	\$0.00	\$34,735.89
Workers Comp-Maintenance	\$26,438.27	\$2,033.71	\$0.00	\$3,118.56	\$4,067.45	\$0.00	\$8,042.76
Workers Comp-Horticulture	\$19,459.05	\$1,496.85	\$0.00	\$1,816.27	\$2,993.69	\$0.00	\$4,446.87
Total Maintenance/Horticulture	<u>\$1,187,575.51</u>	<u>\$92,711.85</u>	<u>\$0.00</u>	<u>\$76,164.34</u>	<u>\$185,423.73</u>	<u>\$0.00</u>	<u>\$151,204.85</u>
Mem/Dev/Marketing							
Benefits-Marketing	\$14,689.13	\$1,224.09	\$0.00	\$128.18	\$2,448.23	\$0.00	(\$173.48)
Benefits-Membership	\$20,847.24	\$1,737.27	\$0.00	\$857.09	\$3,474.54	\$0.00	\$1,713.26
Benefits-Development	\$19,714.64	\$1,642.89	\$0.00	\$1,750.36	\$3,285.74	\$0.00	\$3,499.21
Benefits-Special Event	\$57,518.78	\$4,793.23	\$0.00	\$4,482.40	\$9,586.48	\$0.00	\$8,985.37
Payroll Taxes-Marketing	\$11,971.56	\$920.89	\$0.00	\$959.27	\$1,841.78	\$0.00	\$1,651.45
Payroll Taxes-Membership	\$10,538.76	\$810.67	\$0.00	\$700.14	\$1,621.38	\$0.00	\$1,397.95
Payroll Taxes-Development	\$10,476.60	\$805.89	\$0.00	\$711.34	\$1,611.78	\$0.00	\$1,422.71
Payroll Taxes-Special Events	\$26,457.99	\$2,035.23	\$0.00	\$1,615.40	\$4,070.47	\$0.00	\$3,999.49

Fresno's Chaffee Zoo Corporation
Income Statement
February 2019

	2019 Budget	February Budget	February Measure Z	February Actual	YTD Budget	YTD Measure Z	YTD Actual
Retirement Contribution-Marketing	\$3,650.75	\$280.82	\$0.00	\$261.86	\$561.64	\$0.00	\$540.88
Retirement Contribution-Membership	\$3,397.63	\$261.35	\$0.00	\$275.98	\$522.70	\$0.00	\$551.04
Retirement Contribution-Development	\$3,809.67	\$293.05	\$0.00	\$408.70	\$586.11	\$0.00	\$817.43
Retirement Contribution-Special Event	\$7,447.59	\$572.89	\$0.00	\$165.98	\$1,145.78	\$0.00	\$344.44
Salaries-Marketing	\$144,112.46	\$11,085.57	\$0.00	\$12,539.44	\$22,171.18	\$0.00	\$21,730.34
Salaries-Membership	\$125,037.71	\$9,524.82	\$0.00	\$9,156.62	\$19,049.64	\$0.00	\$18,383.93
Salaries-Development	\$128,474.15	\$9,882.63	\$0.00	\$9,545.40	\$19,765.23	\$0.00	\$19,215.18
Salaries-Special Events	\$296,138.22	\$22,779.86	\$0.00	\$20,916.04	\$45,559.76	\$0.00	\$52,424.23
Workers Comp-Marketing	\$867.10	\$66.70	\$0.00	\$93.24	\$133.40	\$0.00	\$213.81
Workers Comp-Membership	\$689.66	\$53.05	\$0.00	\$73.61	\$106.10	\$0.00	\$162.89
Workers Comp-Development	\$780.94	\$60.07	\$0.00	\$85.14	\$120.16	\$0.00	\$213.60
Workers Comp-Special Events	\$22,145.42	\$1,703.49	\$0.00	\$1,576.92	\$3,407.02	\$0.00	\$4,953.74
Total Mem/Dev/Marketing	<u>\$908,766.00</u>	<u>\$70,534.46</u>	<u>\$0.00</u>	<u>\$66,303.11</u>	<u>\$141,069.12</u>	<u>\$0.00</u>	<u>\$142,047.47</u>
Operations							
Benefits-Operations	\$16,107.59	\$1,342.30	\$0.00	\$1,217.62	\$2,684.59	\$0.00	\$2,434.28
Payroll Taxes-Operations	\$7,302.70	\$561.75	\$0.00	\$449.84	\$1,123.46	\$0.00	\$899.68
Retirement Contribution-Operations	\$2,325.71	\$178.90	\$0.00	\$234.80	\$357.81	\$0.00	\$469.60
Salaries-Operations	\$78,873.68	\$6,067.21	\$0.00	\$5,869.98	\$12,134.38	\$0.00	\$11,852.96
Workers Comp-Operations	\$6,101.32	\$469.33	\$0.00	\$577.40	\$938.68	\$0.00	\$1,473.62
Total Operations	<u>\$110,711.00</u>	<u>\$8,619.49</u>	<u>\$0.00</u>	<u>\$8,349.64</u>	<u>\$17,238.92</u>	<u>\$0.00</u>	<u>\$17,130.14</u>
Veterinary							
Benefits-Veterinary	\$64,127.02	\$5,343.92	45/ \$5,109.67	\$5,109.67	\$10,687.82	\$10,215.80	\$10,215.80
Payroll Taxes-Veterinary	\$24,196.96	\$1,861.30	46/ \$1,693.12	\$1,693.12	\$3,722.60	\$3,377.99	\$3,377.99
Retirement Contribution-Veterinary	\$8,798.90	\$676.84	47/ \$515.94	\$515.94	\$1,353.66	\$1,028.80	\$1,028.80
Salaries-Veterinary	\$297,151.62	\$22,641.66	47/ \$22,278.96	\$22,278.96	\$45,283.32	\$44,684.17	\$44,684.17
Workers Comp-Veterinary	\$21,800.81	\$1,676.97	49/ \$2,186.83	\$2,186.83	\$3,353.94	\$5,565.49	\$5,565.49
Total Veterinary	<u>\$416,075.31</u>	<u>\$32,200.69</u>	<u>2/ \$31,784.52</u>	<u>\$31,784.52</u>	<u>\$64,401.34</u>	<u>\$64,872.25</u>	<u>\$64,872.25</u>

Visitor Services

Fresno's Chaffee Zoo Corporation
Income Statement
February 2019

	2019 Budget	February Budget	February Measure Z	February Actual	YTD Budget	YTD Measure Z	YTD Actual
Benefits-Security	\$49,847.37	\$4,153.95	\$0.00	\$2,851.20	\$8,307.87	\$0.00	\$6,781.25
Benefits-Visitor Services	\$57,061.51	\$4,755.13	\$0.00	\$1,988.71	\$9,510.21	\$0.00	\$5,356.57
Payroll Taxes-Security	\$24,467.76	\$1,882.14	\$0.00	\$1,651.84	\$3,764.24	\$0.00	\$3,275.82
Payroll Taxes-Visitor Services	\$40,167.28	\$3,089.79	\$0.00	\$1,922.82	\$6,179.58	\$0.00	\$4,343.45
Retirement Contribution-Security	\$8,076.90	\$621.30	\$0.00	\$216.70	\$1,242.60	\$0.00	\$433.40
Retirement Contribution-Visitor Services	\$7,310.00	\$562.30	\$0.00	\$236.91	\$1,124.60	\$0.00	\$475.15
Salaries-Security	\$326,900.85	\$25,146.22	\$0.00	\$21,607.80	\$50,292.43	\$0.00	\$43,302.24
Salaries-Visitor Services	\$424,736.64	\$32,672.05	\$0.00	\$24,675.01	\$65,344.10	\$0.00	\$57,016.20
Workers Comp-Security	\$19,635.31	\$1,510.41	\$0.00	\$2,091.06	\$3,020.81	\$0.00	\$5,263.26
Workers Comp-Visitor Services	\$23,819.85	\$1,832.30	\$0.00	\$2,606.19	\$3,664.57	\$0.00	\$7,568.07
Total	\$982,023.47	\$76,225.59	\$0.00	\$59,848.24	\$152,451.01	\$0.00	\$133,815.41
Total Personnel Expenses	\$9,191,592.38	\$713,980.07	\$295,013.20	\$682,063.22	\$1,427,960.23	\$608,282.12	\$1,402,249.83
Other Expenses							
Advertising							
Advertising	\$2,000.00	\$0.00	\$0.00	\$0.00	\$0.00	\$0.00	\$0.00
Advertising-Marketing	\$375,720.00	\$30,324.00	\$0.00	\$600.00	\$37,359.00	\$0.00	\$1,850.00
Advertising-Membership	\$0.00	\$0.00	\$0.00	\$0.00	\$0.00	\$0.00	\$0.00
Advertising-Development	\$0.00	\$0.00	\$0.00	\$0.00	\$0.00	\$0.00	\$0.00
Advertising-Education	\$9,000.00	\$750.00	\$0.00	\$0.00	\$1,500.00	\$0.00	\$0.00
Advertising-Visitor Services	\$0.00	\$0.00	\$0.00	\$0.00	\$0.00	\$0.00	\$0.00
Advertising-Administration	\$0.00	\$0.00	\$0.00	\$0.00	\$0.00	\$0.00	\$0.00
Advertising-Information Technology	\$0.00	\$0.00	\$0.00	\$0.00	\$0.00	\$0.00	\$0.00
Total Advertising	\$386,720.00	\$31,074.00	\$0.00	\$600.00	\$38,859.00	\$0.00	\$1,850.00
Animal Services							
Animal Acquisitions	\$0.00	\$0.00	\$0.00	\$0.00	\$0.00	\$0.00	\$0.00
Animal Acquisitions-Animal	\$10,000.00	\$5,000.00	\$0.00	\$0.00	\$5,000.00	\$0.00	\$0.00
Animal Acquisitions-Education	\$0.00	\$0.00	\$0.00	\$0.00	\$0.00	\$0.00	\$0.00
Animal Acquisitions-Birdshow	\$3,000.00	\$0.00	\$0.00	\$0.00	\$0.00	\$0.00	\$0.00
Animal Enrichments	\$0.00	\$0.00	\$0.00	\$0.00	\$0.00	\$0.00	\$0.00

Fresno's Chaffee Zoo Corporation
Income Statement
February 2019

	2019 Budget	February Budget	February Measure Z	February Actual	YTD Budget	YTD Measure Z	YTD Actual
Animal Enrichments-Animal	\$7,000.00	\$146.00	\$0.00	\$299.43	\$292.00	\$0.00	\$299.43
Animal Enrichments-Birdshow	\$2,000.00	\$166.66	\$0.00	\$0.00	\$333.32	\$0.00	\$0.00
Animal Feed	\$0.00	\$0.00	\$0.00	\$0.00	\$0.00	\$0.00	\$0.00
Animal Feed-Animal	\$400,000.00	\$48,125.00	16/ \$31,475.06	\$31,475.06	\$76,462.00	\$54,019.05	\$54,019.05
Animal Feed-Education	\$20,000.00	\$1,666.66	\$0.00	\$2,618.42	\$3,333.40	\$0.00	\$4,687.48
Animal Feed-Birdshow	\$12,000.00	\$1,000.00	\$0.00	\$0.00	\$2,000.00	\$0.00	\$46.00
Animal Shipping (Only)	\$0.00	\$0.00	\$0.00	\$0.00	\$0.00	\$0.00	\$0.00
Animal Shipping-Animal	\$38,000.00	\$18,000.00	\$0.00	\$1,360.33	\$19,500.00	\$0.00	\$1,695.97
Animal Shipping-Birdshow	\$5,000.00	\$0.00	\$0.00	\$0.00	\$500.00	\$0.00	\$0.00
Antivenin	\$0.00	\$0.00	\$0.00	\$0.00	\$0.00	\$0.00	\$0.00
Antivenin-Animal	\$12,000.00	\$0.00	\$0.00	\$0.00	\$7,500.00	\$0.00	\$0.00
Total Animal Services	\$509,000.00	\$74,104.32	2/ \$31,475.06	\$35,753.24	\$114,920.72	\$54,019.05	\$60,747.93
Community Support							
Community Support	\$0.00	\$0.00	\$0.00	\$0.00	\$0.00	\$0.00	\$0.00
Total	\$0.00	\$0.00	\$0.00	\$0.00	\$0.00	\$0.00	\$0.00
Computer/Software							
Computer Maint Agrmt	\$0.00	\$0.00	\$0.00	\$0.00	\$0.00	\$0.00	\$586.83
Computer Maint Agrmt-Maintenance	\$7,500.00	\$625.00	\$0.00	\$0.00	\$1,250.00	\$0.00	\$0.00
Computer Maint Agrmt-Animals	\$0.00	\$0.00	\$0.00	\$0.00	\$0.00	\$0.00	\$0.00
Computer Maint Agrmt-Marketing	\$0.00	\$0.00	\$0.00	\$0.00	\$0.00	\$0.00	\$0.00
Computer Maint Agrmt-Membership	\$0.00	\$0.00	\$0.00	\$0.00	\$0.00	\$0.00	\$221.55
Computer Maint Agrmt-Education	\$0.00	\$0.00	\$0.00	\$0.00	\$0.00	\$0.00	\$295.40
Computer Maint Agrmt-Volunteer	\$0.00	\$0.00	\$0.00	\$0.00	\$0.00	\$0.00	\$0.00
Computer Maint Agrmt-Security	\$1,795.00	\$0.00	\$0.00	\$0.00	\$1,795.00	\$0.00	\$0.00
Computer Maint Agrmt-Visitor Services	\$0.00	\$0.00	\$0.00	\$0.00	\$0.00	\$0.00	\$738.52
Computer Maint Agrmt-Administration	\$0.00	\$0.00	\$0.00	\$0.00	\$0.00	\$0.00	\$1,135.14
Computer Maint Agrmt-Information Ted	\$56,908.00	\$4,618.50	\$0.00	\$500.00	\$10,070.50	\$0.00	\$1,100.00
Computer Maint Agrmt-Human Resource	\$10,100.00	\$0.00	\$0.00	\$0.00	\$0.00	\$0.00	\$288.75
Computer Maint Agrmt-Finance	\$0.00	\$0.00	\$0.00	\$0.00	\$0.00	\$0.00	\$0.00

Fresno's Chaffee Zoo Corporation
Income Statement
February 2019

	2019 Budget	February Budget	February Measure Z	February Actual	YTD Budget	YTD Measure Z	YTD Actual
Computer Hardware	\$0.00	\$0.00	\$0.00	\$0.00	\$0.00	\$0.00	\$0.00
Computer Hardware-Maintenance	\$0.00	\$0.00	\$0.00	\$0.00	\$0.00	\$0.00	\$0.00
Computer Hardware-Horticulture	\$0.00	\$0.00	\$0.00	\$0.00	\$0.00	\$0.00	\$0.00
Computer Hardware-Animal	\$0.00	\$0.00	\$0.00	\$0.00	\$0.00	\$0.00	\$0.00
Computer Hardware-Marketing	\$0.00	\$0.00	\$0.00	\$0.00	\$0.00	\$0.00	\$0.00
Computer Hardware-Membership	\$0.00	\$0.00	\$0.00	\$0.00	\$0.00	\$0.00	\$0.00
Computer Hardware-Development	\$0.00	\$0.00	\$0.00	\$0.00	\$0.00	\$0.00	\$0.00
Computer Hardware-Education	\$0.00	\$0.00	\$0.00	\$0.00	\$0.00	\$0.00	\$0.00
Computer Hardware-Volunteer	\$0.00	\$0.00	\$0.00	\$0.00	\$0.00	\$0.00	\$0.00
Computer Hardware-Veterinary	\$0.00	\$0.00	\$0.00	\$0.00	\$0.00	\$0.00	\$0.00
Computer Hardware-Security	\$0.00	\$0.00	\$0.00	\$0.00	\$0.00	\$0.00	\$0.00
Computer Hardware-Visitor Services	\$240.00	\$0.00	\$0.00	\$0.00	\$240.00	\$0.00	\$0.00
Computer Hardware-Administration	\$0.00	\$0.00	\$0.00	\$0.00	\$0.00	\$0.00	\$0.00
Computer Hardware-Information Techno	\$8,000.00	\$1,000.00	\$0.00	\$0.00	\$1,250.00	\$0.00	\$3,257.18
Computer Hardware-Human Resources	\$0.00	\$0.00	\$0.00	\$0.00	\$0.00	\$0.00	\$0.00
Computer Hardware	\$0.00	\$0.00	\$0.00	\$0.00	\$0.00	\$0.00	\$0.00
Computer Software/Supplies	\$0.00	\$0.00	\$0.00	\$0.00	\$0.00	\$0.00	\$0.00
Computer Software/Supplies-Maintenan	\$0.00	\$0.00	\$0.00	\$0.00	\$0.00	\$0.00	\$0.00
Computer Software/Supplies-Horticultur	\$0.00	\$0.00	\$0.00	\$0.00	\$0.00	\$0.00	\$0.00
Computer Software/Supplies-Animal	\$0.00	\$0.00	\$0.00	\$19.99	\$0.00	\$0.00	\$19.99
Computer Software/Supplies-Marketing	\$0.00	\$0.00	\$0.00	\$0.00	\$0.00	\$0.00	\$0.00
Computer Software/Supplies-Membersh	\$0.00	\$0.00	\$0.00	\$244.88	\$0.00	\$0.00	\$0.00
Computer Software/Supplies-Developme	\$0.00	\$0.00	\$0.00	\$0.00	\$0.00	\$0.00	\$0.00
Computer Software/Supplies-Education	\$0.00	\$0.00	\$0.00	\$0.00	\$0.00	\$0.00	\$0.00
Computer Software/Supplies-Volunteer	\$700.00	\$0.00	\$0.00	\$0.00	\$0.00	\$0.00	\$0.00
Computer Software/Supplies-Veterinary	\$0.00	\$0.00	\$0.00	\$0.00	\$0.00	\$0.00	\$0.00
Computer Software/Supplies-Security	\$0.00	\$0.00	\$0.00	\$0.00	\$0.00	\$0.00	\$0.00
Computer Software/Supplies-Visitor Sen	\$500.00	\$0.00	\$0.00	\$0.00	\$500.00	\$0.00	\$0.00
Computer Software/Supplies-Administra	\$0.00	\$0.00	\$0.00	\$0.00	\$0.00	\$0.00	\$0.00
Computer Software/Supplies-Informatio	\$1,800.00	\$150.00	\$0.00	\$815.00	\$300.00	\$0.00	\$815.00
Computer Software/Supplies-Human Re:	\$0.00	\$0.00	\$0.00	\$0.00	\$0.00	\$0.00	\$0.00

Fresno's Chaffee Zoo Corporation
Income Statement
February 2019

	2019 Budget	February Budget	February Measure Z	February Actual	YTD Budget	YTD Measure Z	YTD Actual
Total Computer/Software	\$87,543.00	\$6,393.50	\$0.00	\$1,579.87	\$15,405.50	\$0.00	\$8,458.36
Conservation							
Conservation	\$0.00	\$0.00	\$0.00	\$0.00	\$0.00	\$0.00	\$0.00
Conservation-Animal	\$250,000.00	\$5,666.67	\$0.00	\$0.00	\$28,333.00	\$0.00	(\$3,396.00)
Conservation-Development	\$0.00	\$0.00	\$0.00	\$0.00	\$0.00	\$0.00	\$0.00
Conservation-Education	\$0.00	\$0.00	\$0.00	\$0.00	\$0.00	\$0.00	\$0.00
Total Conservation	\$250,000.00	\$5,666.67	\$0.00	\$0.00	\$28,333.00	\$0.00	(\$3,396.00)
Contracted Services							
Consultant Fees	\$31,175.00	\$2,500.00	\$0.00	\$0.00	\$5,000.00	\$0.00	\$0.00
Consultant Fees-Maintenance	\$0.00	\$0.00	\$0.00	\$0.00	\$0.00	\$0.00	\$0.00
Consultant Fees-Horticulture	\$5,000.00	\$0.00	\$0.00	\$0.00	\$0.00	\$0.00	\$0.00
Consultant Fees-Animal	\$8,000.00	\$3,000.00	\$0.00	\$0.00	\$3,000.00	\$0.00	\$0.00
Consultant Fees-Education	\$2,000.00	\$2,000.00	\$0.00	\$0.00	\$2,000.00	\$0.00	\$0.00
Consultant Fees-Veterinary	\$14,500.00	\$550.00	\$0.00	\$500.00	\$2,000.00	\$0.00	\$1,700.00
Consultant Fees-Security	\$0.00	\$0.00	\$0.00	\$0.00	\$0.00	\$0.00	\$0.00
Consultant Fees-Visitor Services	\$0.00	\$0.00	\$0.00	\$0.00	\$0.00	\$0.00	\$0.00
Consultant Fees-Administration	\$0.00	\$0.00	\$0.00	\$0.00	\$0.00	\$0.00	\$0.00
Consultant Fees-Human Resources	\$8,250.00	\$0.00	\$0.00	\$0.00	\$2,000.00	\$0.00	\$0.00
Consultant Fees-Capital Projects	\$0.00	\$0.00	\$0.00	\$0.00	\$0.00	\$0.00	\$0.00
Contracted Services	\$0.00	\$0.00	\$0.00	\$2,300.00	\$0.00	\$0.00	\$6,641.25
Contracted Services-Maintenance	\$18,000.00	\$1,500.00	\$0.00	\$809.11	\$3,000.00	\$0.00	\$1,872.06
Contracted Services-Horticulture	\$4,100.00	\$0.00	\$0.00	\$0.00	\$600.00	\$0.00	\$0.00
Contracted Services-Animal	\$10,256.00	\$878.00	\$0.00	\$290.42	\$1,436.00	\$0.00	\$1,202.53
Contracted Services-Marketing	\$75,900.00	\$3,650.00	\$0.00	\$0.00	\$7,650.00	\$0.00	\$213.55
Contracted Services-Membership	\$14,800.00	\$700.00	\$0.00	\$0.00	\$3,000.00	\$0.00	\$0.00
Contracted Services-Development	\$0.00	\$0.00	\$0.00	\$0.00	\$0.00	\$0.00	\$947.00
Contracted Services-Education	\$1,800.00	\$150.00	\$0.00	\$0.00	\$300.00	\$0.00	\$23.50
Contracted Services-Volunteer	\$0.00	\$0.00	\$0.00	\$0.00	\$0.00	\$0.00	\$0.00
Contracted Services-Veterinary	\$12,000.00	\$0.00	\$0.00	\$0.00	\$2,000.00	\$0.00	\$0.00

Fresno's Chaffee Zoo Corporation
Income Statement
February 2019

	2019 Budget	February Budget	February Measure Z	February Actual	YTD Budget	YTD Measure Z	YTD Actual
Contracted Services-Security	\$723.00	\$448.00	\$0.00	\$0.00	\$473.00	\$0.00	\$20.77
Contracted Services-Visitor Services	\$0.00	\$0.00	\$0.00	\$0.00	\$0.00	\$0.00	\$138,083.00
Contracted Services-Administration	\$1,860.00	\$155.00	\$0.00	\$0.00	\$310.00	\$0.00	\$26.77
Contracted Services-Information Techno	\$81,000.00	\$6,750.00	\$0.00	\$6,850.00	\$13,500.00	\$0.00	\$13,600.00
Contracted Services-Human Resources	\$0.00	\$0.00	\$0.00	\$0.00	\$0.00	\$0.00	\$0.00
Contracted Services-Capital Projects	\$0.00	\$0.00	\$0.00	\$0.00	\$0.00	\$0.00	\$0.00
Contracted Services-Operations	\$380.00	\$25.00	\$0.00	\$0.00	\$50.00	\$0.00	\$0.00
Security Services	\$0.00	\$0.00	\$0.00	\$0.00	\$0.00	\$0.00	\$0.00
Security Services-Maintenance	\$0.00	\$0.00	\$0.00	\$0.00	\$0.00	\$0.00	\$105.00
Security Services-Horticulture	\$0.00	\$0.00	\$0.00	\$0.00	\$0.00	\$0.00	\$0.00
Security Services-Animal	\$0.00	\$0.00	\$0.00	\$0.00	\$0.00	\$0.00	\$137.00
Security Services-Marketing	\$0.00	\$0.00	\$0.00	\$0.00	\$0.00	\$0.00	\$54.60
Security Services-Development	\$0.00	\$0.00	\$0.00	\$0.00	\$0.00	\$0.00	\$0.00
Security Services-Education	\$0.00	\$0.00	\$0.00	\$0.00	\$0.00	\$0.00	\$218.40
Security Services-Veterinary	\$150.00	\$0.00	\$0.00	\$0.00	\$150.00	\$0.00	\$126.00
Security Services-Security	\$16,600.00	\$0.00	\$0.00	\$0.00	\$0.00	\$0.00	\$0.00
Security Services-Visitor Services	\$0.00	\$0.00	\$0.00	\$0.00	\$0.00	\$0.00	\$432.00
Security Services-Administration	\$0.00	\$0.00	\$0.00	\$0.00	\$0.00	\$0.00	\$112.00
Total Contracted Services	\$306,494.00	\$22,306.00	\$0.00	\$10,749.53	\$46,469.00	\$0.00	\$165,515.43
Depreciation Expense							
Depreciation - Misc	\$540,000.00	\$45,000.00	\$0.00	\$0.00	\$90,000.00	\$0.00	\$0.00
Depreciation Land	\$0.00	\$0.00	\$0.00	\$0.00	\$0.00	\$0.00	\$0.00
Depreciation Grounds	\$0.00	\$0.00	\$0.00	\$0.00	\$0.00	\$0.00	\$0.00
Depreciation Exhibits	\$0.00	\$0.00	\$0.00	\$0.00	\$0.00	\$0.00	\$0.00
Depreciation Buildings and Structures	\$0.00	\$0.00	\$0.00	\$0.00	\$0.00	\$0.00	\$0.00
Depreciation Buildings and Structures-Ai	\$0.00	\$0.00	\$0.00	\$0.00	\$0.00	\$0.00	\$0.00
Depreciation Buildings and Structures-Ec	\$0.00	\$0.00	\$0.00	\$0.00	\$0.00	\$0.00	\$0.00
Depreciation Buildings and Structures-Vi	\$0.00	\$0.00	\$0.00	\$0.00	\$0.00	\$0.00	\$0.00
Depreciation Furniture	\$0.00	\$0.00	\$0.00	\$0.00	\$0.00	\$0.00	\$0.00
Depreciation Vehicles	\$0.00	\$0.00	\$0.00	\$0.00	\$0.00	\$0.00	\$0.00

Fresno's Chaffee Zoo Corporation
Income Statement
February 2019

	2019 Budget	February Budget	February Measure Z	February Actual	YTD Budget	YTD Measure Z	YTD Actual
Depreciation Vehicles-Administration	\$0.00	\$0.00	\$0.00	\$0.00	\$0.00	\$0.00	\$0.00
Depreciation Zoo Equipment	\$0.00	\$0.00	\$0.00	\$0.00	\$0.00	\$0.00	\$0.00
Depreciation Zoo Equipment-Animal	\$0.00	\$0.00	\$0.00	\$0.00	\$0.00	\$0.00	\$0.00
Depreciation Zoo Equipment-Special Eve	\$0.00	\$0.00	\$0.00	\$0.00	\$0.00	\$0.00	\$0.00
Depreciation Zoo Equipment-Education	\$0.00	\$0.00	\$0.00	\$0.00	\$0.00	\$0.00	\$0.00
Depreciation Zoo Equipment-Veterinary	\$0.00	\$0.00	\$0.00	\$0.00	\$0.00	\$0.00	\$0.00
Depreciation Zoo Equipment-Administra	\$0.00	\$0.00	\$0.00	\$0.00	\$0.00	\$0.00	\$0.00
Total Depreciation Expense	\$540,000.00	\$45,000.00	\$0.00	\$0.00	\$90,000.00	\$0.00	\$0.00
Dues							
Dues	\$40,100.00	\$5,250.00	\$0.00	\$0.00	\$7,500.00	\$0.00	\$4,532.04
Dues-Maintenance	\$0.00	\$0.00	\$0.00	\$0.00	\$0.00	\$0.00	\$0.00
Dues-Horticulture	\$500.00	\$0.00	\$0.00	\$0.00	\$0.00	\$0.00	\$0.00
Dues-Animal	\$4,265.00	\$0.00	\$0.00	\$0.00	\$0.00	\$0.00	\$0.00
Dues-Marketing	\$1,133.00	\$0.00	\$0.00	\$0.00	\$528.00	\$0.00	\$0.00
Dues-Membership	\$0.00	\$0.00	\$0.00	\$0.00	\$0.00	\$0.00	\$0.00
Dues-Development	\$0.00	\$0.00	\$0.00	\$0.00	\$0.00	\$0.00	\$0.00
Dues-Education	\$355.00	\$0.00	\$0.00	\$0.00	\$355.00	\$0.00	\$0.00
Dues-Volunteer	\$0.00	\$0.00	\$0.00	\$0.00	\$0.00	\$0.00	\$0.00
Dues-Veterinary	\$3,452.00	\$160.00	\$0.00	\$0.00	\$2,568.00	\$0.00	\$20.00
Dues-Security	\$0.00	\$0.00	\$0.00	\$0.00	\$0.00	\$0.00	\$0.00
Dues-Visitor Services	\$4,750.00	\$0.00	\$0.00	\$0.00	\$4,750.00	\$0.00	\$4,962.14
Dues-Administration	\$1,035.00	\$130.00	\$0.00	(\$97.50)	\$160.00	\$0.00	(\$97.50)
Dues-Human Resources	\$400.00	\$0.00	\$0.00	\$0.00	\$0.00	\$0.00	\$0.00
Dues-Operations	\$0.00	\$0.00	\$0.00	\$0.00	\$0.00	\$0.00	\$0.00
Total Dues	\$55,990.00	\$5,540.00	\$0.00	(\$97.50)	\$15,861.00	\$0.00	\$9,416.68
Event Expense							
Advertising-Special Events	\$9,800.00	\$42.00	\$0.00	\$2,031.69	\$84.00	\$0.00	\$496.69
Bank Charges-Events	\$0.00	\$0.00	\$0.00	\$3.95	\$0.00	\$0.00	\$7.90
Computer Maint Agrmt-Special Events	\$0.00	\$0.00	\$0.00	\$0.00	\$0.00	\$0.00	\$73.85

Fresno's Chaffee Zoo Corporation
Income Statement
February 2019

	2019 Budget	February Budget	February Measure Z	February Actual	YTD Budget	YTD Measure Z	YTD Actual
Computer Hardware-Special Events	\$0.00	\$0.00	\$0.00	\$0.00	\$0.00	\$0.00	\$0.00
Consultant Fees-Special Events	\$0.00	\$0.00	\$0.00	\$0.00	\$0.00	\$0.00	\$0.00
Contracted Services-Special Events	\$59,296.00	\$533.00	\$0.00	\$2,320.00	\$1,066.00	\$0.00	\$1,920.00
Credit Card Fees-Special Events	\$900.00	\$75.00	\$0.00	\$39.95	\$150.00	\$0.00	\$79.90
Dues-Special Events	\$120.00	\$0.00	\$0.00	\$0.00	\$120.00	\$0.00	\$0.00
Equipment Lease/Rental-Special Events	\$74,400.00	\$0.00	\$0.00	\$711.65	\$5,000.00	\$0.00	\$711.65
Equipment Maintenance-Special Events	\$3,500.00	\$291.00	\$0.00	\$0.00	\$582.00	\$0.00	\$0.00
Equipment Purchases-Special Events	\$24,000.00	\$667.00	\$0.00	\$4,953.55	\$1,334.00	\$0.00	\$4,953.55
Event Supplies-Special Events	\$61,680.00	\$914.00	\$0.00	\$433.73	\$1,828.00	\$0.00	\$498.41
Food/Catering-Special Events	\$277,338.00	\$21,107.00	\$0.00	\$3,751.24	\$42,214.00	\$0.00	\$8,881.61
Member Premiums-Special Events	\$0.00	\$0.00	\$0.00	\$0.00	\$0.00	\$0.00	\$0.00
Mileage-Toll-Parking-Special Events	\$1,299.00	\$91.00	\$0.00	\$19.62	\$182.00	\$0.00	\$32.54
Misc. Specialized Services-Special Events	\$0.00	\$0.00	\$0.00	\$0.00	\$0.00	\$0.00	\$0.00
Miscellaneous-Special Events	\$0.00	\$0.00	\$0.00	\$0.00	\$0.00	\$0.00	\$0.00
Office Furniture-Special Events	\$500.00	\$42.00	\$0.00	\$0.00	\$84.00	\$0.00	\$0.00
Office Supplies-Special Events	\$3,998.00	\$332.00	\$0.00	\$0.00	\$664.00	\$0.00	\$0.00
Postage-Special Events	\$22,745.00	\$8.00	\$0.00	\$2,086.80	\$16.00	\$0.00	\$2,095.10
Printing-Special Events	\$45,700.00	\$350.00	\$0.00	\$801.17	\$700.00	\$0.00	\$801.17
Employee Relations-Special Events	\$0.00	\$0.00	\$0.00	\$0.00	\$0.00	\$0.00	\$0.00
Repairs and Replacements-Special Event	\$1,900.00	\$125.00	\$0.00	\$0.00	\$250.00	\$0.00	\$0.00
Returned Checks From Patrons-Special E	\$0.00	\$0.00	\$0.00	\$0.00	\$0.00	\$0.00	\$0.00
Security Services-Special Events	\$18,050.00	\$333.00	\$0.00	\$0.00	\$666.00	\$0.00	\$55.00
Signage-Special Events	\$250.00	\$0.00	\$0.00	\$129.57	\$0.00	\$0.00	\$0.00
Staff Development-Conf/Travel-Special E	\$5,000.00	\$0.00	\$0.00	\$150.00	\$0.00	\$0.00	\$150.00
Staff Development-Training-Special Ever	\$0.00	\$0.00	\$0.00	\$0.00	\$0.00	\$0.00	\$0.00
Subscriptions/Publications-Special Event	\$0.00	\$0.00	\$0.00	\$0.00	\$0.00	\$0.00	\$0.00
Supplies-Special Events	\$7,000.00	\$124.00	\$0.00	\$0.00	\$248.00	\$0.00	\$0.00
Recognition Expense-Special Events	\$1,300.00	\$13.00	\$0.00	\$0.00	\$76.00	\$0.00	\$0.00
Sales Tax Expense-Special Events	\$0.00	\$0.00	\$0.00	\$0.00	\$0.00	\$0.00	\$0.00
Telephone-Special Events	\$900.00	\$75.00	\$0.00	\$61.90	\$150.00	\$0.00	\$86.90
Uniforms-Special Events	\$4,558.00	\$0.00	\$0.00	\$0.00	\$0.00	\$0.00	\$0.00

Fresno's Chaffee Zoo Corporation
Income Statement
February 2019

	2019 Budget	February Budget	February Measure Z	February Actual	YTD Budget	YTD Measure Z	YTD Actual
Vehicle Repair and Maintenance-Special	\$0.00	\$0.00	\$0.00	\$0.00	\$0.00	\$0.00	\$0.00
Volunteer Recognition-Special Events	\$0.00	\$0.00	\$0.00	\$0.00	\$0.00	\$0.00	\$0.00
Recruiting-Special Event	\$0.00	\$0.00	\$0.00	\$0.00	\$0.00	\$0.00	\$0.00
Total	\$624,234.00	\$25,122.00	\$0.00	\$17,494.82	\$55,414.00	\$0.00	\$20,844.27
Equipment							
Equipment Lease/Rental	\$0.00	\$0.00	\$0.00	\$0.00	\$0.00	\$0.00	\$0.00
Equipment Lease/Rental-Maintenance	\$68,200.00	\$4,000.00	\$0.00	\$14,601.78	\$11,000.00	\$0.00	\$21,763.25
Equipment Lease/Rental-Horticulture	\$8,000.00	\$1,500.00	\$0.00	\$0.00	\$1,500.00	\$0.00	\$0.00
Equipment Lease/Rental-Animal	\$3,300.00	\$50.00	\$0.00	\$825.35	\$600.00	\$0.00	\$825.35
Equipment Lease/Rental-Marketing	\$0.00	\$0.00	\$0.00	\$0.00	\$0.00	\$0.00	\$0.00
Equipment Lease/Rental-Membership	\$2,300.00	\$191.66	\$0.00	\$273.26	\$383.32	\$0.00	\$480.05
Equipment Lease/Rental-Development	\$9,580.00	\$1,020.00	\$0.00	\$0.00	\$1,520.00	\$0.00	\$491.50
Equipment Lease/Rental-Education	\$1,200.00	\$100.00	\$0.00	\$405.96	\$200.00	\$0.00	\$590.04
Equipment Lease/Rental-Veterinary	\$5,000.00	\$400.00	\$0.00	\$0.00	\$900.00	\$0.00	\$751.74
Equipment Lease/Rental-Security	\$0.00	\$0.00	\$0.00	\$0.00	\$0.00	\$0.00	\$0.00
Equipment Lease/Rental-Visitor Services	\$2,448.00	\$204.00	\$0.00	\$527.68	\$408.00	\$0.00	\$739.55
Equipment Lease/Rental-Administration	\$2,448.00	\$204.00	\$0.00	\$1,075.85	\$408.00	\$0.00	\$1,259.94
Equipment Lease/Rental-Capital Projects	\$0.00	\$0.00	\$0.00	\$0.00	\$0.00	\$0.00	\$0.00
Equipment Lease/Rental-Operations	\$609.00	\$50.75	\$0.00	\$17.25	\$101.50	\$0.00	\$17.25
Equipment Maintenance	\$0.00	\$0.00	\$0.00	\$0.00	\$0.00	\$0.00	\$0.00
Equipment Maintenance-Maintenance	\$21,300.00	\$1,400.00	\$0.00	\$0.00	\$2,800.00	\$0.00	\$71.00
Equipment Maintenance-Horticulture	\$3,000.00	\$1,500.00	\$0.00	\$0.00	\$1,500.00	\$0.00	\$0.00
Equipment Maintenance-Animal	\$3,000.00	\$750.00	\$0.00	\$0.00	\$750.00	\$0.00	\$6.15
Equipment Maintenance-Marketing	\$500.00	\$42.00	\$0.00	\$0.00	\$84.00	\$0.00	\$0.00
Equipment Maintenance-Membership	\$1,800.00	\$150.00	\$0.00	\$0.00	\$300.00	\$0.00	\$273.77
Equipment Maintenance-Development	\$0.00	\$0.00	\$0.00	\$0.00	\$0.00	\$0.00	\$0.00
Equipment Maintenance-Education	\$2,400.00	\$200.00	\$0.00	\$0.00	\$400.00	\$0.00	\$173.57
Equipment Maintenance-Veterinary	\$1,000.00	\$0.00	\$0.00	\$0.00	\$500.00	\$0.00	\$0.00
Equipment Maintenance-Security	\$0.00	\$0.00	\$0.00	\$138.00	\$0.00	\$0.00	\$138.00
Equipment Maintenance-Visitor Services	\$2,004.00	\$167.00	\$0.00	\$0.00	\$334.00	\$0.00	\$120.28

Fresno's Chaffee Zoo Corporation
Income Statement
February 2019

	2019 Budget	February Budget	February Measure Z	February Actual	YTD Budget	YTD Measure Z	YTD Actual
Equipment Maintenance-Administration	\$2,925.00	\$600.00	\$0.00	\$0.00	\$600.00	\$0.00	\$279.80
Equipment Maintenance-Operations	\$135.00	\$0.00	\$0.00	\$0.00	\$0.00	\$0.00	\$6.15
Equipment Purchases	\$0.00	\$0.00	\$0.00	\$0.00	\$0.00	\$0.00	\$0.00
Equipment Purchases-Maintenance	\$0.00	\$0.00	\$0.00	\$0.00	\$0.00	\$0.00	\$0.00
Equipment Purchases-Horticulture	\$0.00	\$0.00	\$0.00	\$0.00	\$0.00	\$0.00	\$0.00
Equipment Purchases-Animal	\$18,000.00	\$1,500.00	\$0.00	\$590.61	\$3,000.00	\$0.00	\$590.61
Equipment Purchases-Marketing	\$500.00	\$0.00	\$0.00	\$0.00	\$0.00	\$0.00	\$0.00
Equipment Purchases-Membership	\$0.00	\$0.00	\$0.00	\$0.00	\$0.00	\$0.00	\$0.00
Equipment Purchases-Development	\$0.00	\$0.00	\$0.00	\$0.00	\$0.00	\$0.00	\$0.00
Equipment Purchases-Education	\$3,600.00	\$300.00	\$0.00	\$0.00	\$600.00	\$0.00	\$0.00
Equipment Purchases-Veterinary	\$4,300.00	\$100.00	\$0.00	\$0.00	\$3,700.00	\$0.00	\$417.17
Equipment Purchases-Security	\$0.00	\$0.00	\$0.00	\$182.05	\$0.00	\$0.00	\$182.05
Equipment Purchases-Visitor Services	\$350.00	\$0.00	\$0.00	\$0.00	\$350.00	\$0.00	\$0.00
Equipment Purchases-Administration	\$360.00	\$30.00	\$0.00	\$0.00	\$60.00	\$0.00	\$0.00
Equipment Purchases-Operations	\$0.00	\$0.00	\$0.00	\$0.00	\$0.00	\$0.00	\$0.00
Trailer Rental-General	\$24,000.00	\$2,000.00	\$0.00	\$2,072.03	\$4,000.00	\$0.00	\$4,144.06
Total Equipment	\$192,259.00	\$16,459.41	\$0.00	\$20,709.82	\$35,998.82	\$0.00	\$33,321.28
Fleet							
Fuel Surcharge	\$0.00	\$0.00	\$0.00	\$0.00	\$0.00	\$0.00	\$0.00
Fuel Surcharge-Marketing	\$0.00	\$0.00	\$0.00	\$0.00	\$0.00	\$0.00	\$0.00
Gasoline/Motor Oil/Fuel	\$0.00	\$0.00	\$0.00	\$0.00	\$0.00	\$0.00	\$0.00
Gasoline/Motor Oil/Fuel-Maintenance	\$8,250.00	\$500.00	\$0.00	\$3,539.54	\$750.00	\$0.00	\$769.01
Gasoline/Motor Oil/Fuel-Horticulture	\$3,550.00	\$500.00	\$0.00	\$0.00	\$700.00	\$0.00	\$0.00
Gasoline/Motor Oil/Fuel-Animal	\$0.00	\$0.00	\$0.00	\$0.00	\$0.00	\$0.00	\$0.00
Gasoline/Motor Oil/Fuel-Education	\$3,996.00	\$333.00	\$0.00	\$0.00	\$666.00	\$0.00	\$0.00
Gasoline/Motor Oil/Fuel-Veterinary	\$0.00	\$0.00	\$0.00	\$0.00	\$0.00	\$0.00	\$0.00
Gasoline/Motor Oil/Fuel-Visitor Services	\$0.00	\$0.00	\$0.00	\$0.00	\$0.00	\$0.00	\$0.00
Vehicle Rental	\$0.00	\$0.00	\$0.00	\$0.00	\$0.00	\$0.00	\$0.00
Vehicle Rental-Maintenance	\$0.00	\$0.00	\$0.00	\$0.00	\$0.00	\$0.00	\$0.00
Vehicle Rental-Development	\$0.00	\$0.00	\$0.00	\$0.00	\$0.00	\$0.00	\$0.00

Fresno's Chaffee Zoo Corporation
Income Statement
February 2019

	2019 Budget	February Budget	February Measure Z	February Actual	YTD Budget	YTD Measure Z	YTD Actual
Vehicle Repair and Maintenance	\$0.00	\$0.00	\$0.00	\$0.00	\$0.00	\$0.00	\$0.00
Vehicle Repair and Maintenance-Mainten	\$2,200.00	\$0.00	\$0.00	\$0.00	\$0.00	\$0.00	\$140.86
Vehicle Repair and Maintenance-Horticu	\$0.00	\$0.00	\$0.00	\$0.00	\$0.00	\$0.00	\$0.00
Vehicle Repair and Maintenance-Animal	\$0.00	\$0.00	\$0.00	\$0.00	\$0.00	\$0.00	\$0.00
Vehicle Repair and Maintenance-Marketi	\$0.00	\$0.00	\$0.00	\$0.00	\$0.00	\$0.00	\$0.00
Vehicle Repair and Maintenance-Develo	\$0.00	\$0.00	\$0.00	\$0.00	\$0.00	\$0.00	\$0.00
Vehicle Repair and Maintenance-Educati	\$1,200.00	\$100.00	\$0.00	\$0.00	\$200.00	\$0.00	\$0.00
Vehicle Repair and Maintenance-Veterin	\$0.00	\$0.00	\$0.00	\$0.00	\$0.00	\$0.00	\$0.00
Vehicle Repair and Maintenance-Security	\$1,500.00	\$0.00	\$0.00	\$0.00	\$0.00	\$0.00	\$0.00
Vehicle Repair and Maintenance-Admini	\$0.00	\$0.00	\$0.00	\$0.00	\$0.00	\$0.00	\$0.00
Vehicle License & Registration	\$0.00	\$0.00	\$0.00	\$0.00	\$0.00	\$0.00	\$0.00
Vehicle License & Registration-Maintena	\$2,550.00	\$150.00	\$0.00	\$564.00	\$300.00	\$0.00	\$564.00
Vehicle	\$0.00	\$0.00	\$0.00	\$0.00	\$0.00	\$0.00	\$0.00
Total Fleet	\$23,246.00	\$1,583.00	\$0.00	\$4,103.54	\$2,616.00	\$0.00	\$1,473.87
Food/Catering							
Food/Catering	\$600.00	\$50.00	\$0.00	\$0.00	\$100.00	\$0.00	\$0.00
Food/Catering-Maintenance	\$0.00	\$0.00	\$0.00	\$0.00	\$0.00	\$0.00	\$0.00
Food/Catering-Horticulture	\$0.00	\$0.00	\$0.00	\$0.00	\$0.00	\$0.00	\$0.00
Food/Catering-Animal	\$0.00	\$0.00	\$0.00	\$0.00	\$0.00	\$0.00	\$0.00
Food/Catering-Marketing	\$1,800.00	\$150.00	\$0.00	\$101.00	\$300.00	\$0.00	\$101.00
Food/Catering-Membership	\$0.00	\$0.00	\$0.00	\$0.00	\$0.00	\$0.00	\$0.00
Food/Catering-Development	\$22,000.00	\$750.00	\$0.00	\$59.84	\$1,500.00	\$0.00	\$59.84
Food/Catering-Education	\$6,000.00	\$100.00	\$0.00	\$168.33	\$200.00	\$0.00	\$150.06
Food/Catering-Volunteer	\$3,200.00	\$500.00	\$0.00	\$89.24	\$600.00	\$0.00	\$89.24
Food/Catering-Veterinary	\$240.00	\$20.00	\$0.00	\$39.09	\$40.00	\$0.00	\$39.09
Food/Catering-Visitor Services	\$300.00	\$25.00	\$0.00	\$0.00	\$50.00	\$0.00	\$0.00
Food/Catering-Administration	\$1,000.00	\$83.33	\$0.00	\$86.35	\$166.66	\$0.00	\$244.64
Food/Catering-Human Resources	\$17,775.00	\$125.00	\$0.00	\$0.00	\$325.00	\$0.00	\$0.00
Food/Catering-Capital Projects	\$0.00	\$0.00	\$0.00	\$0.00	\$0.00	\$0.00	\$0.00
Total Food/Catering	\$52,915.00	\$1,803.33	\$0.00	\$543.85	\$3,281.66	\$0.00	\$683.87

Fresno's Chaffee Zoo Corporation
Income Statement
February 2019

	2019 Budget	February Budget	February Measure Z	February Actual	YTD Budget	YTD Measure Z	YTD Actual
Insurance							
Insurance-Other	\$0.00	\$0.00	\$0.00	\$0.00	\$0.00	\$0.00	\$0.00
Liability Insurance	\$198,000.00	\$16,500.00	\$0.00	\$435.00	\$33,000.00	\$0.00	\$3,392.17
Liability Insurance-Administration	\$0.00	\$0.00	\$0.00	\$0.00	\$0.00	\$0.00	\$0.00
Property Insurance	\$0.00	\$0.00	\$0.00	\$0.00	\$0.00	\$0.00	\$0.00
Property Insurance-Development	\$11,500.00	\$0.00	\$0.00	\$0.00	\$0.00	\$0.00	\$0.00
Total Insurance	\$209,500.00	\$16,500.00	\$0.00	\$435.00	\$33,000.00	\$0.00	\$3,392.17
Mileage, Toll, Parking							
Mileage-Toll-Parking	\$0.00	\$0.00	\$0.00	\$0.00	\$0.00	\$0.00	\$0.00
Mileage-Toll-Parking-Maintenance	\$100.00	\$0.00	\$0.00	\$0.00	\$25.00	\$0.00	\$0.00
Mileage-Toll-Parking-Horticulture	\$0.00	\$0.00	\$0.00	\$0.00	\$0.00	\$0.00	\$0.00
Mileage-Toll-Parking-Animal	\$100.00	\$0.00	\$0.00	\$0.00	\$100.00	\$0.00	\$0.00
Mileage-Toll-Parking-Marketing	\$1,200.00	\$100.00	\$0.00	\$0.00	\$200.00	\$0.00	\$0.00
Mileage-Toll-Parking-Membership	\$240.00	\$20.00	\$0.00	\$15.15	\$40.00	\$0.00	\$15.15
Mileage-Toll-Parking-Development	\$600.00	\$50.00	\$0.00	\$0.00	\$100.00	\$0.00	\$0.00
Mileage-Toll-Parking-Education	\$500.00	\$41.66	\$0.00	\$0.00	\$83.32	\$0.00	\$0.00
Mileage-Toll-Parking-Veterinary	\$50.00	\$0.00	\$0.00	\$0.00	\$50.00	\$0.00	\$0.00
Mileage-Toll-Parking-Security	\$0.00	\$0.00	\$0.00	\$0.00	\$0.00	\$0.00	\$0.00
Mileage-Toll-Parking-Administration	\$30.00	\$10.00	\$0.00	\$0.00	\$10.00	\$0.00	\$0.00
Mileage-Toll-Parking-Human Resources	\$0.00	\$0.00	\$0.00	\$0.00	\$0.00	\$0.00	\$0.00
Mileage-Toll-Parking-Operations	\$0.00	\$0.00	\$0.00	\$0.00	\$0.00	\$0.00	\$0.00
Total	\$2,820.00	\$221.66	\$0.00	\$15.15	\$608.32	\$0.00	\$15.15
Miscellaneous Business							
Courier Services	\$0.00	\$0.00	\$0.00	\$0.00	\$0.00	\$0.00	\$0.00
Courier Services-Veterinary	\$300.00	\$0.00	\$0.00	\$0.00	\$100.00	\$0.00	\$0.00
Courier Services-Visitor Services	\$5,800.00	\$300.00	\$0.00	\$0.00	\$600.00	\$0.00	\$308.34
Courier Services-Administration	\$0.00	\$0.00	\$0.00	\$0.00	\$0.00	\$0.00	\$0.00
Sales Tax Expense	\$0.00	\$0.00	\$0.00	\$0.00	\$0.00	\$0.00	\$0.00

Fresno's Chaffee Zoo Corporation
Income Statement
February 2019

	2019 Budget	February Budget	February Measure Z	February Actual	YTD Budget	YTD Measure Z	YTD Actual
Sales Tax Expense-Maintenance	\$0.00	\$0.00	\$0.00	\$0.00	\$0.00	\$0.00	\$0.00
Sales Tax Expense-Horticulture	\$0.00	\$0.00	\$0.00	\$0.00	\$0.00	\$0.00	\$0.00
Sales Tax Expense-Animal	\$0.00	\$0.00	\$0.00	\$0.00	\$0.00	\$0.00	\$0.00
Sales Tax Expense-Marketing	\$0.00	\$0.00	\$0.00	\$0.00	\$0.00	\$0.00	\$0.00
Sales Tax Expense-Membership	\$0.00	\$0.00	\$0.00	\$0.00	\$0.00	\$0.00	\$0.00
Sales Tax Expense-Development	\$0.00	\$0.00	\$0.00	\$0.00	\$0.00	\$0.00	\$0.00
Sales Tax Expense-Education	\$0.00	\$0.00	\$0.00	\$0.00	\$0.00	\$0.00	\$0.00
Sales Tax Expense-Volunteer	\$0.00	\$0.00	\$0.00	\$0.00	\$0.00	\$0.00	\$0.00
Sales Tax Expense-Veterinary	\$0.00	\$0.00	\$0.00	\$0.00	\$0.00	\$0.00	\$0.00
Sales Tax Expense-Security	\$0.00	\$0.00	\$0.00	\$0.00	\$0.00	\$0.00	\$0.00
Sales Tax Expense-Visitor Services	\$0.00	\$0.00	\$0.00	\$0.00	\$0.00	\$0.00	\$0.00
Sales Tax Expense-Administration	\$0.00	\$0.00	\$0.00	\$0.00	\$0.00	\$0.00	\$0.00
Trip Expense	\$0.00	\$0.00	\$0.00	\$0.00	\$0.00	\$0.00	\$0.00
Trip Expense-Animal	\$0.00	\$0.00	\$0.00	\$0.00	\$0.00	\$0.00	\$0.00
Trip Expense-Education	\$0.00	\$0.00	\$0.00	\$0.00	\$0.00	\$0.00	\$0.00
Trip Expense-Veterinary	\$0.00	\$0.00	\$0.00	\$0.00	\$0.00	\$0.00	\$0.00
Reference Materials	\$0.00	\$0.00	\$0.00	\$0.00	\$0.00	\$0.00	\$0.00
Reference Materials-Maintenance	\$0.00	\$0.00	\$0.00	\$0.00	\$0.00	\$0.00	\$0.00
Reference Materials-Horticulture	\$0.00	\$0.00	\$0.00	\$0.00	\$0.00	\$0.00	\$0.00
Reference Materials-Animal	\$0.00	\$0.00	\$0.00	\$0.00	\$0.00	\$0.00	\$0.00
Reference Materials-Education	\$1,800.00	\$150.00	\$0.00	\$0.00	\$300.00	\$0.00	\$0.00
Reference Materials-Volunteer	\$0.00	\$0.00	\$0.00	\$0.00	\$0.00	\$0.00	\$0.00
Reference Materials-Veterinary	\$400.00	\$0.00	\$0.00	\$0.00	\$100.00	\$0.00	\$0.00
Reference Materials-Security	\$0.00	\$0.00	\$0.00	\$0.00	\$0.00	\$0.00	\$0.00
Reference Materials-Administration	\$0.00	\$0.00	\$0.00	\$0.00	\$0.00	\$0.00	\$0.00
Reference Materials-Information Techno	\$300.00	\$25.00	\$0.00	\$0.00	\$50.00	\$0.00	\$0.00
Reference Materials-Human Resources	\$200.00	\$0.00	\$0.00	\$0.00	\$0.00	\$0.00	\$0.00
Subscriptions/Publications	\$0.00	\$0.00	\$0.00	\$0.00	\$0.00	\$0.00	\$0.00
Subscriptions/Publications-Maintenance	\$0.00	\$0.00	\$0.00	\$0.00	\$0.00	\$0.00	\$0.00
Subscriptions/Publications-Horticulture	\$0.00	\$0.00	\$0.00	\$0.00	\$0.00	\$0.00	\$0.00
Subscriptions/Publications-Animal	\$200.00	\$0.00	\$0.00	\$0.00	\$200.00	\$0.00	\$0.00

Fresno's Chaffee Zoo Corporation
Income Statement
February 2019

	2019 Budget	February Budget	February Measure Z	February Actual	YTD Budget	YTD Measure Z	YTD Actual
Subscriptions/Publications-Marketing	\$100.00	\$25.00	\$0.00	\$0.00	\$25.00	\$0.00	\$0.00
Subscriptions/Publications-Development	\$0.00	\$0.00	\$0.00	\$0.00	\$0.00	\$0.00	\$0.00
Subscriptions/Publications-Administratic	\$0.00	\$0.00	\$0.00	\$0.00	\$0.00	\$0.00	\$0.00
Subscriptions/Publications-Human Resoi	\$0.00	\$0.00	\$0.00	\$0.00	\$0.00	\$0.00	\$0.00
Director Discretionary	\$9,000.00	\$750.00	\$0.00	\$0.00	\$1,500.00	\$0.00	\$0.00
Director Discretionary-Animal	\$0.00	\$0.00	\$0.00	\$0.00	\$0.00	\$0.00	\$0.00
Director Discretionary-Marketing	\$0.00	\$0.00	\$0.00	\$0.00	\$0.00	\$0.00	\$0.00
Director Discretionary-Administration	\$0.00	\$0.00	\$0.00	\$0.00	\$0.00	\$0.00	\$0.00
Employee Relations	\$0.00	\$0.00	\$0.00	\$0.00	\$0.00	\$0.00	\$0.00
Employee Relations-Animal	\$0.00	\$0.00	\$0.00	\$0.00	\$0.00	\$0.00	\$0.00
Employee Relations-Development	\$0.00	\$0.00	\$0.00	\$0.00	\$0.00	\$0.00	\$0.00
Employee Relations-Education	\$0.00	\$0.00	\$0.00	\$0.00	\$0.00	\$0.00	\$0.00
Employee Relations-Security	\$0.00	\$0.00	\$0.00	\$0.00	\$0.00	\$0.00	\$0.00
Employee Relations-Administration	\$0.00	\$0.00	\$0.00	\$0.00	\$0.00	\$0.00	\$0.00
Research	\$0.00	\$0.00	\$0.00	\$0.00	\$0.00	\$0.00	\$0.00
Research-Animal	\$0.00	\$0.00	\$0.00	\$0.00	\$0.00	\$0.00	\$0.00
Total Miscellaneous Business	\$18,100.00	\$1,250.00	\$0.00	\$0.00	\$2,875.00	\$0.00	\$308.34
Office Supplies							
Office Furniture	\$0.00	\$0.00	\$0.00	\$0.00	\$0.00	\$0.00	\$0.00
Office Furniture-Maintenance	\$0.00	\$0.00	\$0.00	\$0.00	\$0.00	\$0.00	\$0.00
Office Furniture-Horticulture	\$0.00	\$0.00	\$0.00	\$0.00	\$0.00	\$0.00	\$0.00
Office Furniture-Animals	\$2,000.00	\$0.00	\$0.00	\$0.00	\$0.00	\$0.00	\$0.00
Office Furniture-Marketing	\$500.00	\$0.00	\$0.00	\$0.00	\$0.00	\$0.00	\$0.00
Office Furniture-Membership	\$0.00	\$0.00	\$0.00	\$0.00	\$0.00	\$0.00	\$0.00
Office Furniture-Education	\$1,200.00	\$0.00	\$0.00	\$0.00	\$500.00	\$0.00	\$0.00
Office Furniture-Veterinary	\$1,000.00	\$60.00	\$0.00	\$0.00	\$360.00	\$0.00	\$0.00
Office Furniture-Security	\$0.00	\$0.00	\$0.00	\$0.00	\$0.00	\$0.00	\$0.00
Office Furniture-Visitor Services	\$1,000.00	\$1,000.00	\$0.00	\$0.00	\$1,000.00	\$0.00	\$0.00
Office Furniture-Administration	\$0.00	\$0.00	\$0.00	\$658.36	\$0.00	\$0.00	\$658.36
Office Furniture-Human Resources	\$0.00	\$0.00	\$0.00	\$0.00	\$0.00	\$0.00	\$0.00

Fresno's Chaffee Zoo Corporation
Income Statement
February 2019

	2019 Budget	February Budget	February Measure Z	February Actual	YTD Budget	YTD Measure Z	YTD Actual
Office Furniture-Capital Projects	\$0.00	\$0.00	\$0.00	\$0.00	\$0.00	\$0.00	\$0.00
Office Furniture-Operations	\$0.00	\$0.00	\$0.00	\$0.00	\$0.00	\$0.00	\$0.00
Office Supplies	\$0.00	\$0.00	\$0.00	\$0.00	\$0.00	\$0.00	\$0.00
Office Supplies-Maintenance	\$480.00	\$40.00	\$0.00	\$166.18	\$80.00	\$0.00	\$166.18
Office Supplies-Horticulture	\$150.00	\$0.00	\$0.00	\$0.00	\$50.00	\$0.00	\$0.00
Office Supplies-Animal	\$1,200.00	\$100.00	\$0.00	\$0.00	\$200.00	\$0.00	\$0.00
Office Supplies-Marketing	\$600.00	\$50.00	\$0.00	\$0.00	\$100.00	\$0.00	\$0.00
Office Supplies-Membership	\$2,400.00	\$200.00	\$0.00	\$2.59	\$400.00	\$0.00	\$2.59
Office Supplies-Development	\$600.00	\$50.00	\$0.00	\$79.43	\$100.00	\$0.00	\$79.43
Office Supplies-Education	\$2,400.00	\$200.00	\$0.00	\$0.00	\$400.00	\$0.00	\$59.39
Office Supplies-Volunteer	\$0.00	\$0.00	\$0.00	\$0.00	\$0.00	\$0.00	\$0.00
Office Supplies-Veterinary	\$750.00	\$50.00	\$0.00	\$181.43	\$150.00	\$0.00	\$181.43
Office Supplies-Security	\$0.00	\$0.00	\$0.00	\$0.00	\$0.00	\$0.00	\$0.00
Office Supplies-Visitor Services	\$1,200.00	\$100.00	\$0.00	\$67.56	\$200.00	\$0.00	\$67.56
Office Supplies-Administration	\$3,700.00	\$700.00	\$0.00	\$332.60	\$850.00	\$0.00	\$631.56
Office Supplies-Human Resources	\$0.00	\$0.00	\$0.00	\$0.00	\$0.00	\$0.00	\$33.70
Office Supplies-Capital Projects	\$0.00	\$0.00	\$0.00	\$0.00	\$0.00	\$0.00	\$0.00
Office Supplies-Operations	\$250.00	\$0.00	\$0.00	\$0.00	\$0.00	\$0.00	\$0.00
Total Office Supplies	\$19,430.00	\$2,550.00	\$0.00	\$1,488.15	\$4,390.00	\$0.00	\$1,880.20
Postage							
Postage	\$0.00	\$0.00	\$0.00	\$0.00	\$0.00	\$0.00	\$0.00
Postage-Maintenance	\$0.00	\$0.00	\$0.00	\$0.00	\$0.00	\$0.00	\$0.00
Postage-Animal	\$300.00	\$25.00	\$0.00	(\$131.82)	\$50.00	\$0.00	(\$131.82)
Postage-Marketing	\$3,000.00	\$250.00	\$0.00	\$0.00	\$500.00	\$0.00	\$0.00
Postage-Membership	\$36,845.00	\$860.00	\$0.00	\$4,077.21	\$4,995.00	\$0.00	\$4,231.44
Postage-Development	\$6,100.00	\$550.00	\$0.00	\$595.85	\$2,600.00	\$0.00	\$2,951.02
Postage-Education	\$500.00	\$41.66	\$0.00	\$0.00	\$83.32	\$0.00	\$0.00
Postage-Volunteer	\$300.00	\$25.00	\$0.00	\$6.70	\$50.00	\$0.00	\$6.70
Postage-Veterinary	\$8,000.00	\$666.65	\$0.00	\$449.53	\$1,333.30	\$0.00	\$786.20
Postage-Security	\$0.00	\$0.00	\$0.00	\$0.00	\$0.00	\$0.00	\$0.00

Fresno's Chaffee Zoo Corporation
Income Statement
February 2019

	2019 Budget	February Budget	February Measure Z	February Actual	YTD Budget	YTD Measure Z	YTD Actual
Postage-Visitor Services	\$0.00	\$0.00	\$0.00	\$0.00	\$0.00	\$0.00	\$0.00
Postage-Administration	\$2,620.00	\$225.00	\$0.00	\$333.60	\$250.00	\$0.00	\$308.90
Postage-Human Resources	\$0.00	\$0.00	\$0.00	\$0.00	\$0.00	\$0.00	\$0.00
Postage-Capital Projects	\$0.00	\$0.00	\$0.00	\$0.00	\$0.00	\$0.00	\$0.00
Total Postage	\$57,665.00	\$2,643.31	\$0.00	\$5,331.07	\$9,861.62	\$0.00	\$8,152.44
Printing							
Newsletter Expense	\$0.00	\$0.00	\$0.00	\$0.00	\$0.00	\$0.00	\$0.00
Newsletter Expense-Membership	\$64,000.00	\$0.00	\$0.00	\$0.00	\$16,000.00	\$0.00	\$0.00
Newsletter Expense-Development	\$0.00	\$0.00	\$0.00	\$0.00	\$0.00	\$0.00	\$0.00
Printing	\$0.00	\$0.00	\$0.00	\$0.00	\$0.00	\$0.00	\$0.00
Printing-Maintenance	\$750.00	\$0.00	\$0.00	\$0.00	\$0.00	\$0.00	\$0.00
Printing-Horticulture	\$0.00	\$0.00	\$0.00	\$0.00	\$0.00	\$0.00	\$0.00
Printing-Animal	\$100.00	\$0.00	\$0.00	\$17.28	\$0.00	\$0.00	\$17.28
Printing-Marketing	\$31,000.00	\$2,500.00	\$0.00	\$17.28	\$5,000.00	\$0.00	\$17.28
Printing-Membership	\$46,000.00	\$7,700.00	\$0.00	\$0.00	\$8,700.00	\$0.00	\$0.00
Printing-Development	\$7,700.00	\$0.00	\$0.00	\$0.00	\$3,200.00	\$0.00	\$2,273.00
Printing-Education	\$700.00	\$50.00	\$0.00	\$51.82	\$150.00	\$0.00	\$51.82
Printing-Volunteer	\$300.00	\$25.00	\$0.00	\$0.00	\$50.00	\$0.00	\$0.00
Printing-Veterinary	\$0.00	\$0.00	\$0.00	\$0.00	\$0.00	\$0.00	\$0.00
Printing-Security	\$0.00	\$0.00	\$0.00	\$0.00	\$0.00	\$0.00	\$0.00
Printing-Visitor Services	\$76,020.00	\$0.00	\$0.00	\$2,502.25	\$26,020.00	\$0.00	\$2,502.25
Printing-Administration	\$3,375.00	\$1,500.00	\$0.00	\$51.82	\$1,500.00	\$0.00	\$51.82
Printing-Human Resources	\$35.00	\$0.00	\$0.00	\$17.28	\$35.00	\$0.00	\$17.28
Printing-Capital Projects	\$0.00	\$0.00	\$0.00	\$0.00	\$0.00	\$0.00	\$0.00
Printing-Operations	\$25.00	\$0.00	\$0.00	\$34.55	\$0.00	\$0.00	\$34.55
Total Printing	\$230,005.00	\$11,775.00	\$0.00	\$2,692.28	\$60,655.00	\$0.00	\$4,965.28
Professional Services							
Legal and Audit	\$83,000.00	\$4,000.00	\$0.00	\$6,745.20	\$9,000.00	\$0.00	\$7,382.70
Legal and Audit-Administration	\$0.00	\$0.00	\$0.00	\$0.00	\$0.00	\$0.00	\$0.00

Fresno's Chaffee Zoo Corporation
Income Statement
February 2019

	2019 Budget	February Budget	February Measure Z	February Actual	YTD Budget	YTD Measure Z	YTD Actual
Legal and Audit-Human Resources	\$15,400.00	\$500.00	\$0.00	\$338.80	\$1,000.00	\$0.00	\$338.80
Legal and Audit-Capital Projects	\$0.00	\$0.00	\$0.00	\$0.00	\$0.00	\$0.00	\$0.00
Lab Work	\$0.00	\$0.00	\$0.00	\$0.00	\$0.00	\$0.00	\$0.00
Lab Work-Veterinary	\$0.00	\$0.00	\$0.00	\$3,269.16	\$0.00	\$0.00	\$9,435.94
Payroll Service	\$0.00	\$0.00	\$0.00	\$0.00	\$0.00	\$0.00	\$0.00
Payroll Service-Administration	\$0.00	\$0.00	\$0.00	\$0.00	\$0.00	\$0.00	\$0.00
Payroll Service-Human Resource	\$0.00	\$0.00	\$0.00	\$3,191.33	\$0.00	\$0.00	\$7,747.33
Pest Control Services	\$0.00	\$0.00	\$0.00	\$0.00	\$0.00	\$0.00	\$0.00
Pest Control Services-Maintenance	\$0.00	\$0.00	\$0.00	\$4,025.00	\$0.00	\$0.00	\$8,050.00
Pest Control Services-Animal	\$0.00	\$0.00	\$0.00	\$0.00	\$0.00	\$0.00	\$0.00
Professional Services	\$0.00	\$0.00	\$0.00	\$0.00	\$0.00	\$0.00	\$0.00
Total Professional Services	\$98,400.00	\$4,500.00	\$0.00	\$17,569.49	\$10,000.00	\$0.00	\$32,954.77
Recruiting							
Staff Recruitment Expense	\$0.00	\$0.00	\$0.00	\$0.00	\$0.00	\$0.00	\$0.00
Staff Recruitment Expense-Horticulture	\$0.00	\$0.00	\$0.00	\$0.00	\$0.00	\$0.00	\$0.00
Staff Recruitment Expense-Veterinary	\$0.00	\$0.00	\$0.00	\$0.00	\$0.00	\$0.00	\$0.00
Staff Recruitment Expense-Administratio	\$0.00	\$0.00	\$0.00	\$0.00	\$0.00	\$0.00	\$0.00
Recruiting	\$0.00	\$0.00	\$0.00	\$0.00	\$0.00	\$0.00	\$0.00
Recruiting-Maintenance	\$0.00	\$0.00	\$0.00	\$0.00	\$0.00	\$0.00	\$0.00
Recruiting-Horticulture	\$0.00	\$0.00	\$0.00	\$0.00	\$0.00	\$0.00	\$0.00
Recruiting-Animal	\$0.00	\$0.00	\$0.00	\$0.00	\$0.00	\$0.00	\$0.00
Recruiting-Marketing	\$0.00	\$0.00	\$0.00	\$0.00	\$0.00	\$0.00	\$0.00
Recruiting-Education	\$0.00	\$0.00	\$0.00	\$0.00	\$0.00	\$0.00	\$0.00
Recruiting-Veterinary	\$0.00	\$0.00	\$0.00	\$0.00	\$0.00	\$0.00	\$0.00
Recruiting-Security	\$0.00	\$0.00	\$0.00	\$0.00	\$0.00	\$0.00	\$0.00
Recruiting-Administration	\$0.00	\$0.00	\$0.00	\$0.00	\$0.00	\$0.00	\$0.00
Recruiting-Human Resources	\$36,755.00	\$2,730.00	\$0.00	\$1,408.59	\$5,455.00	\$0.00	\$1,637.59
Total	\$36,755.00	\$2,730.00	\$0.00	\$1,408.59	\$5,455.00	\$0.00	\$1,637.59

Recognition

Fresno's Chaffee Zoo Corporation
Income Statement
February 2019

	2019 Budget	February Budget	February Measure Z	February Actual	YTD Budget	YTD Measure Z	YTD Actual
Recognition Expense	\$0.00	\$0.00	\$0.00	\$0.00	\$0.00	\$0.00	\$0.00
Recognition Expense-Marketing	\$0.00	\$0.00	\$0.00	\$0.00	\$0.00	\$0.00	\$78.28
Recognition Expense-Development	\$0.00	\$0.00	\$0.00	\$0.00	\$0.00	\$0.00	\$0.00
Recognition Expense-Education	\$0.00	\$0.00	\$0.00	\$0.00	\$0.00	\$0.00	\$0.00
Recognition Expense-Volunteer	\$1,500.00	\$0.00	\$0.00	\$0.00	\$0.00	\$0.00	\$0.00
Recognition Expense-Administration	\$0.00	\$0.00	\$0.00	\$0.00	\$0.00	\$0.00	\$0.00
Recognition Expense-Human Resources	\$2,160.00	\$155.00	\$0.00	\$10.00	\$310.00	\$0.00	\$230.00
Recognition Expense-Capital Projects	\$0.00	\$0.00	\$0.00	\$0.00	\$0.00	\$0.00	\$0.00
Volunteer Recognition	\$0.00	\$0.00	\$0.00	\$0.00	\$0.00	\$0.00	\$0.00
Volunteer Recognition-Volunteer	\$0.00	\$0.00	\$0.00	\$0.00	\$0.00	\$0.00	\$0.00
Recognition Expense-Res	\$0.00	\$0.00	\$0.00	\$0.00	\$0.00	\$0.00	\$0.00
Total	\$3,660.00	\$155.00	\$0.00	\$10.00	\$310.00	\$0.00	\$308.28
Repairs and Replacements							
Building Supplies-Materials	\$0.00	\$0.00	\$0.00	\$0.00	\$0.00	\$0.00	\$0.00
Building Supplies-Materials-Maintenance	\$0.00	\$0.00	\$0.00	\$0.00	\$0.00	\$0.00	\$0.00
Building Supplies-Materials-Horticulture	\$0.00	\$0.00	\$0.00	\$0.00	\$0.00	\$0.00	\$0.00
Building Supplies-Materials-Animal	\$900.00	\$75.00	\$0.00	\$0.00	\$150.00	\$0.00	\$0.00
Building Supplies-Materials-Veterinary	\$0.00	\$0.00	\$0.00	\$0.00	\$0.00	\$0.00	\$0.00
Construction	\$0.00	\$0.00	\$0.00	\$0.00	\$0.00	\$0.00	\$0.00
Construction-Maintenance	\$0.00	\$0.00	\$0.00	\$0.00	\$0.00	\$0.00	\$0.00
Construction-Horticulture	\$0.00	\$0.00	\$0.00	\$0.00	\$0.00	\$0.00	\$0.00
Construction-Animal	\$0.00	\$0.00	\$0.00	\$0.00	\$0.00	\$0.00	\$0.00
Exhibit Renovations	\$0.00	\$0.00	\$0.00	\$358.00	\$0.00	\$0.00	(\$358.00)
Exhibit Renovations-Animal	\$50,000.00	\$4,000.00	\$0.00	\$0.00	\$8,000.00	\$0.00	\$0.00
Exhibit Maintenance-Animal	\$0.00	\$0.00	\$0.00	\$0.00	\$0.00	\$0.00	\$0.00
Exhibit Maint-Valley Farms-Animals	\$20,000.00	\$0.00	\$0.00	\$0.00	\$0.00	\$0.00	\$0.00
Improvements	\$0.00	\$0.00	\$0.00	\$0.00	\$0.00	\$0.00	\$0.00
Improvements-Maintenance	\$0.00	\$0.00	\$0.00	\$0.00	\$0.00	\$0.00	\$0.00
Improvements-Horticulture	\$0.00	\$0.00	\$0.00	\$0.00	\$0.00	\$0.00	\$0.00
Improvements-Animal	\$0.00	\$0.00	\$0.00	\$0.00	\$0.00	\$0.00	\$0.00

Fresno's Chaffee Zoo Corporation
Income Statement
February 2019

	2019 Budget	February Budget	February Measure Z	February Actual	YTD Budget	YTD Measure Z	YTD Actual
Improvements-Education	\$0.00	\$0.00	\$0.00	\$0.00	\$0.00	\$0.00	\$0.00
Improvements-Visitor Services	\$0.00	\$0.00	\$0.00	\$0.00	\$0.00	\$0.00	\$0.00
Improvements-Administration	\$0.00	\$0.00	\$0.00	\$0.00	\$0.00	\$0.00	\$0.00
Irrigation Maintenance and Repair	\$0.00	\$0.00	\$0.00	\$0.00	\$0.00	\$0.00	\$0.00
Irrigation Maintenance and Repair-Horti	\$5,000.00	\$1,000.00	\$0.00	\$3,268.12	\$2,000.00	\$0.00	\$3,268.12
Irrigation Maintenance and Repair-Anim	\$0.00	\$0.00	\$0.00	\$0.00	\$0.00	\$0.00	\$0.00
LSS Repairs and Replacements	\$0.00	\$0.00	\$0.00	\$0.00	\$0.00	\$0.00	\$0.00
• LSS Repairs and Replacements-Animals	\$25,000.00	\$3,000.00	45/ \$333.64	\$333.64	\$5,000.00	\$333.64	\$333.64
Purchases-Benches	\$0.00	\$0.00	\$0.00	\$0.00	\$0.00	\$0.00	\$0.00
Purchases-Benches-Development	\$0.00	\$0.00	\$0.00	\$0.00	\$0.00	\$0.00	\$0.00
Permits	\$225.00	\$0.00	\$0.00	\$0.00	\$0.00	\$0.00	\$1,146.00
Permits-Maintenance	\$0.00	\$0.00	\$0.00	\$0.00	\$0.00	\$0.00	\$0.00
Permits-Animal	\$1,950.00	\$0.00	\$0.00	\$29.69	\$0.00	\$0.00	\$29.69
Permits-Education	\$100.00	\$0.00	\$0.00	\$0.00	\$0.00	\$0.00	\$0.00
Permits-Veterinary	\$30.00	\$0.00	\$0.00	\$20.00	\$10.00	\$0.00	\$20.00
Permits-Security	\$325.00	\$0.00	\$0.00	\$0.00	\$0.00	\$0.00	\$0.00
Permits-Administration	\$500.00	\$500.00	\$0.00	\$195.00	\$500.00	\$0.00	\$637.00
Permits-Operations	\$0.00	\$0.00	\$0.00	\$0.00	\$0.00	\$0.00	\$0.00
Repairs and Replacements	\$0.00	\$0.00	\$0.00	\$0.00	\$0.00	\$0.00	\$0.00
Repairs and Replacements-Maintenance	\$180,000.00	\$10,000.00	\$0.00	\$5,250.26	\$20,000.00	\$0.00	\$13,999.53
Repairs and Replacements-Horticulture	\$5,000.00	\$1,000.00	\$0.00	\$0.00	\$1,000.00	\$0.00	\$625.48
• Repairs and Replacements-Animal	\$41,000.00	\$4,000.00	45/ \$1,832.36	\$1,832.36	\$7,000.00	\$1,832.36	\$1,832.36
Repairs and Replacements-Marketing	\$0.00	\$0.00	\$0.00	\$0.00	\$0.00	\$0.00	\$0.00
Repairs and Replacements-Development	\$0.00	\$0.00	\$0.00	\$0.00	\$0.00	\$0.00	\$0.00
Repairs and Replacements-Education	\$1,800.00	\$150.00	\$0.00	\$0.00	\$300.00	\$0.00	\$0.00
Repairs and Replacements-Veterinary	\$4,800.00	\$375.00	\$0.00	\$0.00	\$850.00	\$0.00	\$0.00
Repairs and Replacements-Security	\$4,750.00	\$0.00	\$0.00	\$25.57	\$0.00	\$0.00	\$205.57
Repairs and Replacements-Visitor Servi	\$3,000.00	\$250.00	\$0.00	\$0.00	\$500.00	\$0.00	\$0.00
Repairs and Replacements-Administratic	\$300.00	\$25.00	\$0.00	\$0.00	\$50.00	\$0.00	\$0.00
Repairs and Replacements-Operations	\$0.00	\$0.00	\$0.00	\$0.00	\$0.00	\$0.00	\$0.00
Structural Repairs	\$0.00	\$0.00	\$0.00	\$0.00	\$0.00	\$0.00	\$0.00

Fresno's Chaffee Zoo Corporation
Income Statement
February 2019

	2019 Budget	February Budget	February Measure Z	February Actual	YTD Budget	YTD Measure Z	YTD Actual
Structural Repairs-Education	\$0.00	\$0.00	\$0.00	\$0.00	\$0.00	\$0.00	\$0.00
Purchases-Benches-Res	\$0.00	\$0.00	\$0.00	\$0.00	\$0.00	\$0.00	\$0.00
Repairs and Replacements-Capital Project	\$0.00	\$0.00	\$0.00	\$0.00	\$0.00	\$0.00	\$0.00
Total Repairs and Replacements	\$344,680.00	\$24,375.00	2/ \$2,166.00	\$11,312.64	\$45,360.00	\$2,166.00	\$21,739.39
Service/Bank/Credit Card Fees							
Bank Charges	\$66,000.00	\$5,500.00	\$0.00	\$12,772.90	\$11,000.00	\$0.00	\$12,772.90
Bank Charges-Maintenance	\$0.00	\$0.00	\$0.00	\$15.80	\$0.00	\$0.00	\$31.60
Bank Charges-Horticulture	\$0.00	\$0.00	\$0.00	\$0.00	\$0.00	\$0.00	\$0.00
Bank Charges-Animal	\$0.00	\$0.00	\$0.00	\$51.35	\$0.00	\$0.00	\$94.80
Bank Charges-Marketing	\$48.00	\$4.00	\$0.00	\$0.00	\$8.00	\$0.00	\$0.00
Bank Charges-Membership	\$48.00	\$4.00	\$0.00	\$0.00	\$8.00	\$0.00	\$0.00
Bank Charges-Development	\$48.00	\$4.00	\$0.00	\$3.95	\$8.00	\$0.00	\$7.90
Bank Charges-Education	\$48.00	\$4.00	\$0.00	\$7.90	\$8.00	\$0.00	\$15.80
Bank Charges-Veterinary	\$88.00	\$8.00	\$0.00	\$3.95	\$8.00	\$0.00	\$7.90
Bank Charges-Security	\$0.00	\$0.00	\$0.00	\$0.00	\$0.00	\$0.00	\$0.00
Bank Charges-Visitor Services	\$48.00	\$4.00	\$0.00	\$0.00	\$8.00	\$0.00	\$0.00
Bank Charges-Administration	\$8,520.00	\$710.00	\$0.00	\$61.30	\$1,420.00	\$0.00	\$257.59
Bank Charges	\$0.00	\$0.00	\$0.00	\$0.00	\$0.00	\$0.00	\$0.00
Bank Charges-Operations	\$0.00	\$0.00	\$0.00	\$3.95	\$0.00	\$0.00	\$7.90
Credit Card Fees	\$0.00	\$0.00	\$0.00	\$0.00	\$0.00	\$0.00	\$0.00
Credit Card Fees-Maintenance	\$0.00	\$0.00	\$0.00	\$0.00	\$0.00	\$0.00	\$0.00
Credit Card Fees-Animal	\$0.00	\$0.00	\$0.00	\$0.00	\$0.00	\$0.00	\$0.00
Credit Card Fees-Membership	\$2,100.00	\$150.00	\$0.00	\$24.95	\$375.00	\$0.00	\$49.90
Credit Card Fees-Development	\$11,500.00	\$0.00	\$0.00	\$0.00	\$0.00	\$0.00	\$0.00
Credit Card Fees-Education	\$2,000.00	\$166.66	\$0.00	\$0.00	\$333.32	\$0.00	\$0.00
Credit Card Fees-Veterinary	\$0.00	\$0.00	\$0.00	\$0.00	\$0.00	\$0.00	\$0.00
Credit Card Fees-Visitor Services	\$136,000.00	\$10,000.00	\$0.00	\$6,253.74	\$20,000.00	\$0.00	\$19,972.21
Credit Card Fees-Administration	\$0.00	\$0.00	\$0.00	\$0.00	\$0.00	\$0.00	\$0.00
Credit Card Chargebacks	\$0.00	\$0.00	\$0.00	\$0.00	\$0.00	\$0.00	\$0.00
Interest Expense	\$14,000.00	\$4,000.00	\$0.00	\$1,859.87	\$7,000.00	\$0.00	\$3,111.90

Fresno's Chaffee Zoo Corporation
Income Statement
February 2019

	2019 Budget	February Budget	February Measure Z	February Actual	YTD Budget	YTD Measure Z	YTD Actual
Returned Checks From Patrons	\$0.00	\$0.00	\$0.00	\$0.00	\$0.00	\$0.00	\$0.00
Returned Checks From Patrons-Member	\$0.00	\$0.00	\$0.00	\$0.00	\$0.00	\$0.00	\$0.00
Bank Charges-Res	\$0.00	\$0.00	\$0.00	\$0.00	\$0.00	\$0.00	\$0.00
Total Service/Bank/Credit Card Fees	\$240,448.00	\$20,554.66	\$0.00	\$21,059.66	\$40,176.32	\$0.00	\$36,330.40
Signage							
Signage	\$0.00	\$0.00	\$0.00	\$0.00	\$0.00	\$0.00	\$0.00
Signage-Maintenance	\$0.00	\$0.00	\$0.00	\$0.00	\$0.00	\$0.00	\$0.00
Signage-Horticulture	\$0.00	\$0.00	\$0.00	\$0.00	\$0.00	\$0.00	\$0.00
Signage - Animal	\$0.00	\$0.00	\$0.00	\$0.00	\$0.00	\$0.00	\$0.00
Signage-Marketing	\$0.00	\$0.00	\$0.00	\$180.98	\$0.00	\$0.00	\$180.98
Signage-Membership	\$0.00	\$0.00	\$0.00	\$53.99	\$0.00	\$0.00	\$0.00
Signage-Development	\$0.00	\$0.00	\$0.00	\$0.00	\$0.00	\$0.00	\$0.00
Signage-Education	\$6,000.00	\$500.00	\$0.00	\$385.15	\$1,000.00	\$0.00	\$0.00
Signage-Veterinary	\$0.00	\$0.00	\$0.00	\$0.00	\$0.00	\$0.00	\$0.00
Signage-Security	\$0.00	\$0.00	\$0.00	\$0.00	\$0.00	\$0.00	\$0.00
Signage-Visitor Services	\$6,000.00	\$500.00	\$0.00	\$1,243.86	\$1,000.00	\$0.00	\$980.41
Signage-Administration	\$0.00	\$0.00	\$0.00	\$0.00	\$0.00	\$0.00	\$0.00
Signage-Human Resources	\$0.00	\$0.00	\$0.00	\$0.00	\$0.00	\$0.00	\$0.00
Signage-Capital Projects	\$0.00	\$0.00	\$0.00	\$0.00	\$0.00	\$0.00	\$0.00
Total Signage	\$12,000.00	\$1,000.00	\$0.00	\$1,863.98	\$2,000.00	\$0.00	\$1,161.39
Specialized Services							
Misc. Specialized Services	\$0.00	\$0.00	\$0.00	\$0.00	\$0.00	\$0.00	\$0.00
Misc. Specialized Services-Maintenance	\$0.00	\$0.00	\$0.00	\$5,425.00	\$0.00	\$0.00	\$5,425.00
Misc. Specialized Services-Horticulture	\$0.00	\$0.00	\$0.00	\$0.00	\$0.00	\$0.00	\$0.00
Misc. Specialized Services-Animal	\$0.00	\$0.00	\$0.00	\$0.00	\$0.00	\$0.00	\$0.00
Misc. Specialized Services-Marketing	\$0.00	\$0.00	\$0.00	\$0.00	\$0.00	\$0.00	\$0.00
Misc. Specialized Services-Memberships	\$0.00	\$0.00	\$0.00	\$0.00	\$0.00	\$0.00	\$0.00
Misc. Specialized Services-Development	\$0.00	\$0.00	\$0.00	\$0.00	\$0.00	\$0.00	\$0.00
Misc. Specialized Services-Education	\$0.00	\$0.00	\$0.00	\$0.00	\$0.00	\$0.00	\$3,500.00

Fresno's Chaffee Zoo Corporation
Income Statement
February 2019

	2019 Budget	February Budget	February Measure Z	February Actual	YTD Budget	YTD Measure Z	YTD Actual
Misc. Specialized Services-Veterinary	\$0.00	\$0.00	\$0.00	\$0.00	\$0.00	\$0.00	\$0.00
Misc. Specialized Services-Security	\$0.00	\$0.00	\$0.00	\$0.00	\$0.00	\$0.00	\$0.00
Misc. Specialized Services-Visitor Service	\$0.00	\$0.00	\$0.00	\$0.00	\$0.00	\$0.00	\$0.00
Misc. Specialized Services-Administration	\$0.00	\$0.00	\$0.00	\$0.00	\$0.00	\$0.00	\$0.00
Misc. Specialized Services-Information Technology	\$0.00	\$0.00	\$0.00	\$0.00	\$0.00	\$0.00	\$0.00
Misc. Specialized Services-Human Resources	\$0.00	\$0.00	\$0.00	\$351.00	\$0.00	\$0.00	\$351.00
Misc. Specialized Services-Operations	\$0.00	\$0.00	\$0.00	\$0.00	\$0.00	\$0.00	\$0.00
Irrigation Construction (New)	\$0.00	\$0.00	\$0.00	\$0.00	\$0.00	\$0.00	\$0.00
Irrigation Construction (New)-Horticulture	\$0.00	\$0.00	\$0.00	\$0.00	\$0.00	\$0.00	\$0.00
Paver Engraving-Development	\$11,500.00	\$0.00	\$0.00	\$0.00	\$0.00	\$0.00	\$0.00
Total Specialized Services	\$11,500.00	\$0.00	\$0.00	\$5,776.00	\$0.00	\$0.00	\$9,276.00
Staff Development							
Staff Development-Conf/Travel	\$15,840.00	\$0.00	\$0.00	\$0.00	\$6,310.00	\$0.00	\$1,011.60
Staff Development-Conf/Travel-Maintenance	\$1,700.00	\$100.00	\$0.00	\$0.00	\$100.00	\$0.00	\$0.00
Staff Development-Conf/Travel-Horticulture	\$2,300.00	\$0.00	\$0.00	\$0.00	\$0.00	\$0.00	\$0.00
Staff Development-Conf/Travel-Animal	\$21,000.00	\$0.00	\$0.00	\$1,330.36	\$0.00	\$0.00	\$1,330.36
Staff Development-Conf/Travel-Marketing	\$0.00	\$0.00	\$0.00	\$50.00	\$0.00	\$0.00	\$50.00
Staff Development-Conf/Travel-Member	\$0.00	\$0.00	\$0.00	\$50.00	\$0.00	\$0.00	\$50.00
Staff Development-Conf/Travel-Development	\$0.00	\$0.00	\$0.00	\$50.00	\$0.00	\$0.00	\$50.00
Staff Development-Conf/Travel-Education	\$7,080.00	\$0.00	\$0.00	\$275.00	\$650.00	\$0.00	\$0.00
Staff Development-Conf/Travel-Volunteer	\$500.00	\$0.00	\$0.00	\$0.00	\$0.00	\$0.00	\$0.00
Staff Development-Conf/Travel-Veterinary	\$6,000.00	\$0.00	\$0.00	\$0.00	\$0.00	\$0.00	\$0.00
Staff Development-Conf/Travel-Security	\$2,550.00	\$0.00	\$0.00	\$0.00	\$1,100.00	\$0.00	\$0.00
Staff Development-Conf/Travel-Visitor Service	\$0.00	\$0.00	\$0.00	\$0.00	\$0.00	\$0.00	\$0.00
Staff Development-Conf/Travel-Administration	\$0.00	\$0.00	\$0.00	\$527.05	\$0.00	\$0.00	\$527.05
Staff Development-Conf/Travel-Information Technology	\$2,125.00	\$0.00	\$0.00	\$0.00	\$850.00	\$0.00	\$0.00
Staff Development-Conf/Travel-Human Resources	\$2,400.00	\$0.00	\$0.00	\$0.00	\$0.00	\$0.00	\$0.00
Staff Development-Conf/Travel-Operations	\$6,800.00	\$0.00	\$0.00	\$0.00	\$0.00	\$0.00	\$0.00
Staff Development-Training	\$0.00	\$0.00	\$0.00	\$0.00	\$0.00	\$0.00	\$0.00
Staff Development-Training-Maintenance	\$500.00	\$0.00	\$0.00	\$0.00	\$0.00	\$0.00	\$0.00

Fresno's Chaffee Zoo Corporation
Income Statement
February 2019

	2019 Budget	February Budget	February Measure Z	February Actual	YTD Budget	YTD Measure Z	YTD Actual
Staff Development-Training-Horticulture	\$750.00	\$0.00	\$0.00	\$0.00	\$0.00	\$0.00	\$0.00
Staff Development-Training-Animal	\$3,000.00	\$500.00	\$0.00	\$0.00	\$500.00	\$0.00	\$0.00
Staff Development-Training-Marketing	\$0.00	\$0.00	\$0.00	\$69.00	\$0.00	\$0.00	\$69.00
Staff Development-Training-Membership	\$700.00	\$0.00	\$0.00	\$0.00	\$0.00	\$0.00	\$0.00
Staff Development-Training-Development	\$0.00	\$0.00	\$0.00	\$0.00	\$0.00	\$0.00	\$0.00
Staff Development-Training-Education	\$1,000.00	\$0.00	\$0.00	\$138.00	\$0.00	\$0.00	\$138.00
Staff Development-Training-Volunteer	\$0.00	\$0.00	\$0.00	\$0.00	\$0.00	\$0.00	\$0.00
Staff Development-Training-Veterinary	\$0.00	\$0.00	\$0.00	\$0.00	\$0.00	\$0.00	\$0.00
Staff Development-Training-Security	\$3,000.00	\$0.00	\$0.00	\$0.00	\$0.00	\$0.00	\$0.00
Staff Development-Training-Visitor Services	\$0.00	\$0.00	\$0.00	\$69.00	\$0.00	\$0.00	\$69.00
Staff Development-Training-Administrative	\$1,200.00	\$0.00	\$0.00	\$0.00	\$0.00	\$0.00	\$0.00
Staff Development-Training-Information	\$500.00	\$0.00	\$0.00	\$0.00	\$0.00	\$0.00	\$0.00
Staff Development-Training-Human Resources	\$4,300.00	\$50.00	\$0.00	\$50.00	\$100.00	\$0.00	\$50.00
Staff Development-Training-Finance	\$0.00	\$0.00	\$0.00	\$0.00	\$0.00	\$0.00	\$0.00
Staff Development-Training-Operations	\$1,000.00	\$0.00	\$0.00	\$0.00	\$0.00	\$0.00	\$0.00
Total Staff Development	\$84,245.00	\$650.00	\$0.00	\$2,608.41	\$9,610.00	\$0.00	\$3,345.01
Supplies							
Bedding Materials	\$0.00	\$0.00	\$0.00	\$0.00	\$0.00	\$0.00	\$0.00
Conservation Wine	\$0.00	\$0.00	\$0.00	\$0.00	\$0.00	\$0.00	\$0.00
Conservation Wine-Development	\$0.00	\$0.00	\$0.00	\$0.00	\$0.00	\$0.00	\$0.00
Cleaning-Janitorial Supplies	\$0.00	\$0.00	\$0.00	\$0.00	\$0.00	\$0.00	\$0.00
Cleaning-Janitorial Supplies-Maintenance	\$72,000.00	\$6,000.00	\$0.00	\$8,576.28	\$12,000.00	\$0.00	\$10,486.25
Cleaning-Janitorial Supplies-Horticulture	\$0.00	\$0.00	\$0.00	\$0.00	\$0.00	\$0.00	\$0.00
Cleaning-Janitorial Supplies-Animal	\$0.00	\$0.00	\$0.00	\$0.00	\$0.00	\$0.00	\$0.00
Cleaning-Janitorial Supplies-Education	\$0.00	\$0.00	\$0.00	\$0.00	\$0.00	\$0.00	\$0.00
Cleaning-Janitorial Supplies-Veterinary	\$0.00	\$0.00	\$0.00	\$0.00	\$0.00	\$0.00	\$0.00
Cleaning-Janitorial Supplies-Visitor Services	\$0.00	\$0.00	\$0.00	\$0.00	\$0.00	\$0.00	\$0.00
Display and Exhibit supplies	\$0.00	\$0.00	\$0.00	\$0.00	\$0.00	\$0.00	\$0.00
Display and Exhibit Supplies-Animal	\$40,000.00	\$2,800.00	\$0.00	\$5,310.53	\$6,400.00	\$0.00	\$6,333.62
Display and Exhibit Supplies-Education	\$0.00	\$0.00	\$0.00	\$0.00	\$0.00	\$0.00	\$0.00

Fresno's Chaffee Zoo Corporation
Income Statement
February 2019

	2019 Budget	February Budget	February Measure Z	February Actual	YTD Budget	YTD Measure Z	YTD Actual
Docent Activities Expense	\$0.00	\$0.00	\$0.00	\$0.00	\$0.00	\$0.00	\$0.00
Docent Activities Expense-Volunteer	\$3,000.00	\$1,500.00	\$0.00	\$1,107.30	\$1,500.00	\$0.00	\$1,107.30
Enrichment Supplies	\$0.00	\$0.00	\$0.00	\$0.00	\$0.00	\$0.00	\$0.00
Enrichment Supplies	\$0.00	\$0.00	\$0.00	\$0.00	\$0.00	\$0.00	\$0.00
Event Supplies	\$0.00	\$0.00	\$0.00	\$0.00	\$0.00	\$0.00	\$0.00
Event Supplies-Marketing	\$0.00	\$0.00	\$0.00	\$0.00	\$0.00	\$0.00	\$0.00
Event Supplies-Development	\$250.00	\$0.00	\$0.00	\$0.00	\$0.00	\$0.00	\$0.00
Event Supplies-Education	\$0.00	\$0.00	\$0.00	\$0.00	\$0.00	\$0.00	\$0.00
Event Supplies-Volunteer	\$0.00	\$0.00	\$0.00	\$0.00	\$0.00	\$0.00	\$0.00
Fundraising Pins-Development	\$0.00	\$0.00	\$0.00	\$0.00	\$0.00	\$0.00	\$0.00
Graphic Supplies	\$0.00	\$0.00	\$0.00	\$0.00	\$0.00	\$0.00	\$0.00
Landscaping/Plants	\$0.00	\$0.00	\$0.00	\$0.00	\$0.00	\$0.00	\$0.00
Landscaping/Plants-Maintenance	\$0.00	\$0.00	\$0.00	\$0.00	\$0.00	\$0.00	\$0.00
Landscaping/Plants-Horticulture	\$46,500.00	\$5,000.00	\$0.00	\$0.00	\$9,000.00	\$0.00	\$0.00
Landscaping/Plants-Animal	\$4,800.00	\$400.00	\$0.00	\$852.05	\$800.00	\$0.00	\$852.05
Member Event Expenses	\$0.00	\$0.00	\$0.00	\$0.00	\$0.00	\$0.00	\$0.00
Member Premiums	\$0.00	\$0.00	\$0.00	\$0.00	\$0.00	\$0.00	\$0.00
Member Premiums-Marketing	\$0.00	\$0.00	\$0.00	\$0.00	\$0.00	\$0.00	\$0.00
Member Premiums-Membership	\$3,600.00	\$300.00	\$0.00	\$0.00	\$600.00	\$0.00	\$0.00
Member Premiums-Development	\$4,500.00	\$0.00	\$0.00	\$0.00	\$1,500.00	\$0.00	\$0.00
Pest Control Supplies	\$0.00	\$0.00	\$0.00	\$0.00	\$0.00	\$0.00	\$0.00
Pest Control Supplies-Maintenance	\$150.00	\$0.00	\$0.00	\$0.00	\$0.00	\$0.00	\$300.00
Pest Control Supplies-Horticulture	\$42,000.00	\$3,500.00	\$0.00	\$0.00	\$7,000.00	\$0.00	\$0.00
Pest Control Supplies-Animal	\$0.00	\$0.00	\$0.00	\$0.00	\$0.00	\$0.00	\$0.00
Pest Control Supplies-Veterinary	\$2,800.00	\$100.00	\$0.00	\$0.00	\$2,600.00	\$0.00	\$0.00
Photo Supplies	\$0.00	\$0.00	\$0.00	\$0.00	\$0.00	\$0.00	\$0.00
Photo Supplies-Visitor Services	\$0.00	\$0.00	\$0.00	\$0.00	\$0.00	\$0.00	\$0.00
Small Tools	\$0.00	\$0.00	\$0.00	\$0.00	\$0.00	\$0.00	\$0.00
Small Tools-Maintenance	\$800.00	\$0.00	\$0.00	\$0.00	\$0.00	\$0.00	\$120.88
Small Tools-Horticulture	\$1,500.00	\$0.00	\$0.00	\$0.00	\$750.00	\$0.00	\$0.00
Small Tools-Animal	\$0.00	\$0.00	\$0.00	\$0.00	\$0.00	\$0.00	\$0.00

Fresno's Chaffee Zoo Corporation
Income Statement
February 2019

	2019 Budget	February Budget	February Measure Z	February Actual	YTD Budget	YTD Measure Z	YTD Actual
Supplies	\$0.00	\$0.00	\$0.00	\$0.00	\$0.00	\$0.00	\$0.00
Supplies-Maintenance	\$16,500.00	\$1,500.00	\$0.00	\$3,273.30	\$3,000.00	\$0.00	\$4,810.68
Supplies-Horticulture	\$3,000.00	\$0.00	\$0.00	\$0.00	\$0.00	\$0.00	\$814.66
Supplies-Animal	\$0.00	\$0.00	\$0.00	\$185.97	\$0.00	\$0.00	\$185.97
Supplies-Marketing	\$3,000.00	\$250.00	\$0.00	\$421.22	\$500.00	\$0.00	\$361.72
Supplies-Membership	\$300.00	\$25.00	\$0.00	\$0.00	\$50.00	\$0.00	\$0.00
Supplies-Development	\$0.00	\$0.00	\$0.00	\$101.73	\$0.00	\$0.00	\$3,750.03
Supplies-Education	\$20,700.00	\$600.00	\$0.00	\$828.40	\$2,200.00	\$0.00	\$71.23
Supplies-Volunteer	\$1,800.00	\$150.00	\$0.00	\$0.00	\$300.00	\$0.00	\$0.00
Supplies-Veterinary	\$60,000.00	\$5,000.00	\$0.00	\$1,680.47	\$10,000.00	\$0.00	\$6,791.16
Supplies-Security	\$4,100.00	\$0.00	\$0.00	\$0.00	\$0.00	\$0.00	\$0.00
Supplies-Visitor Services	\$3,000.00	\$2,725.00	\$0.00	\$0.00	\$2,750.00	\$0.00	\$0.00
Supplies-Administration	\$600.00	\$50.00	\$0.00	\$0.00	\$100.00	\$0.00	\$0.00
Supplies-Human Resources	\$0.00	\$0.00	\$0.00	\$0.00	\$0.00	\$0.00	\$0.00
Supplies-Operations	\$0.00	\$0.00	\$0.00	\$0.00	\$0.00	\$0.00	\$0.00
Water Quality Supplies	\$0.00	\$0.00	\$0.00	\$0.00	\$0.00	\$0.00	\$0.00
● Water Quality Supplies-Animal	\$87,700.00	\$6,200.00	49/ \$3,404.19	\$3,404.19	\$13,200.00	\$9,517.24	\$9,517.24
Total Supplies	\$422,600.00	\$36,100.00	2/ \$3,404.19	\$25,741.44	\$74,250.00	\$9,517.24	\$45,502.79
Telephone							
Telephone	\$34,462.44	\$2,871.87	\$0.00	\$2,701.55	\$5,743.74	\$0.00	\$4,528.04
Telephone-Maintenance	\$300.00	\$25.00	\$0.00	\$25.20	\$50.00	\$0.00	\$50.20
Telephone-Horticulture	\$0.00	\$0.00	\$0.00	\$0.00	\$0.00	\$0.00	\$0.00
Telephone-Animal	\$3,250.00	\$250.00	\$0.00	\$261.58	\$500.00	\$0.00	\$486.26
Telephone-Marketing	\$300.00	\$25.00	\$0.00	\$25.00	\$50.00	\$0.00	\$75.00
Telephone-Membership	\$300.00	\$25.00	\$0.00	\$25.00	\$50.00	\$0.00	\$50.00
Telephone-Development	\$300.00	\$25.00	\$0.00	\$25.00	\$50.00	\$0.00	\$50.00
Telephone-Education	\$1,650.00	\$150.00	\$0.00	\$100.00	\$300.00	\$0.00	\$200.00
Telephone-Veterinary	\$1,200.00	\$100.00	\$0.00	\$86.90	\$200.00	\$0.00	\$136.90
Telephone-Security	\$840.00	\$70.00	\$0.00	\$61.90	\$140.00	\$0.00	\$87.10
Telephone-Visitor Services	\$1,152.00	\$96.00	\$0.00	\$162.47	\$192.00	\$0.00	\$212.47

Fresno's Chaffee Zoo Corporation
Income Statement
February 2019

	2019 Budget	February Budget	February Measure Z	February Actual	YTD Budget	YTD Measure Z	YTD Actual
Telephone-Administration	\$1,320.00	\$110.00	\$0.00	\$135.28	\$220.00	\$0.00	\$235.28
Telephone-Information Technology	\$300.00	\$25.00	\$0.00	\$0.00	\$50.00	\$0.00	\$0.00
Telephone-Human Resource	\$600.00	\$50.00	\$0.00	\$50.00	\$100.00	\$0.00	\$100.00
Telephone-Operations	\$300.00	\$25.00	\$0.00	\$25.00	\$50.00	\$0.00	\$50.00
Total Telephone	\$46,274.44	\$3,847.87	\$0.00	\$3,684.88	\$7,695.74	\$0.00	\$6,261.25
Uniforms							
Uniforms	\$0.00	\$0.00	\$0.00	\$0.00	\$0.00	\$0.00	\$0.00
Uniforms-Maintenance	\$4,000.00	\$0.00	\$0.00	\$53.99	\$0.00	\$0.00	\$177.74
Uniforms-Horticulture	\$2,000.00	\$0.00	\$0.00	\$116.40	\$0.00	\$0.00	\$271.53
Uniforms-Animal	\$20,000.00	\$0.00	\$0.00	\$168.18	\$0.00	\$0.00	\$661.40
Uniforms-Marketing	\$150.00	\$0.00	\$0.00	\$0.00	\$0.00	\$0.00	\$0.00
Uniforms-Membership	\$200.00	\$0.00	\$0.00	\$0.00	\$0.00	\$0.00	\$0.00
Uniforms-Development	\$100.00	\$0.00	\$0.00	\$0.00	\$0.00	\$0.00	\$0.00
Uniforms-Education	\$2,000.00	\$0.00	\$0.00	\$5.00	\$0.00	\$0.00	\$5.00
Uniforms-Volunteer	\$4,000.00	\$1,000.00	\$0.00	\$0.00	\$1,100.00	\$0.00	\$0.00
Uniforms-Veterinary	\$600.00	\$0.00	\$0.00	\$0.00	\$100.00	\$0.00	\$105.36
Uniforms-Security	\$4,000.00	\$0.00	\$0.00	\$0.00	\$0.00	\$0.00	\$0.00
Uniforms-Visitor Services	\$5,000.00	\$0.00	\$0.00	\$66.47	\$0.00	\$0.00	\$68.76
Uniforms-Administration	\$600.00	\$0.00	\$0.00	\$0.00	\$0.00	\$0.00	\$0.00
Uniforms-Information Technology	\$100.00	\$0.00	\$0.00	\$0.00	\$0.00	\$0.00	\$0.00
Uniforms-Human Resource	\$300.00	\$0.00	\$0.00	\$944.37	\$0.00	\$0.00	\$3,826.35
Uniforms-Operations	\$100.00	\$0.00	\$0.00	\$0.00	\$0.00	\$0.00	\$0.00
Uniform-Teen Volunteer	\$0.00	\$0.00	\$0.00	\$0.00	\$0.00	\$0.00	\$0.00
Total Uniforms	\$43,150.00	\$1,000.00	\$0.00	\$1,354.41	\$1,200.00	\$0.00	\$5,116.14
Utilities							
Utilities Gas & Electric	\$694,000.00	\$50,000.00	48/ \$57,286.07	\$57,286.07	\$100,000.00	\$68,257.46	\$68,257.46
Utilities Gas & Electric-Administration	\$0.00	\$0.00	\$0.00	\$0.00	\$0.00	\$0.00	\$0.00
Utilities Water & Sewer	\$86,500.00	\$6,000.00	\$0.00	\$11,046.15	\$12,000.00	\$0.00	\$11,046.15
Utilities Water & Sewer-Administration	\$0.00	\$0.00	\$0.00	\$0.00	\$0.00	\$0.00	\$0.00

Fresno's Chaffee Zoo Corporation
Income Statement
February 2019

	2019 Budget	February Budget	February Measure Z	February Actual	YTD Budget	YTD Measure Z	YTD Actual
Waste Services	\$36,000.00	\$3,000.00	\$0.00	\$2,366.65	\$6,000.00	\$0.00	\$4,733.30
Total Utilities	\$816,500.00	\$59,000.00	2/ \$57,286.07	\$70,698.87	\$118,000.00	\$68,257.46	\$84,036.91
Other							
Miscellaneous	\$0.00	\$0.00	\$0.00	\$0.00	\$0.00	\$0.00	\$0.00
Miscellaneous-Maintenance	\$0.00	\$0.00	\$0.00	\$0.00	\$0.00	\$0.00	\$0.00
Miscellaneous-Horticulture	\$0.00	\$0.00	\$0.00	\$0.00	\$0.00	\$0.00	\$0.00
Miscellaneous-Animal	\$0.00	\$0.00	\$0.00	\$0.00	\$0.00	\$0.00	\$0.00
Miscellaneous-Marketing	\$0.00	\$0.00	\$0.00	\$0.00	\$0.00	\$0.00	\$0.00
Miscellaneous-Development	\$0.00	\$0.00	\$0.00	\$0.00	\$0.00	\$0.00	\$0.00
Miscellaneous-Education	\$0.00	\$0.00	\$0.00	\$0.00	\$0.00	\$0.00	\$0.00
Miscellaneous-Docent	\$0.00	\$0.00	\$0.00	\$0.00	\$0.00	\$0.00	\$0.00
Miscellaneous-Veterinary	\$0.00	\$0.00	\$0.00	\$0.00	\$0.00	\$0.00	\$0.00
Miscellaneous-Security	\$0.00	\$0.00	\$0.00	\$0.00	\$0.00	\$0.00	\$0.00
Miscellaneous-Visitor Services	\$0.00	\$0.00	\$0.00	\$0.00	\$0.00	\$0.00	\$0.00
Miscellaneous-Administration	\$0.00	\$0.00	\$0.00	\$0.00	\$0.00	\$0.00	\$0.00
Miscellaneous-Human Resources	\$0.00	\$0.00	\$0.00	\$0.00	\$0.00	\$0.00	\$0.00
Miscellaneous-Capital Projects	\$0.00	\$0.00	\$0.00	\$0.00	\$0.00	\$0.00	\$0.00
Planning	\$0.00	\$0.00	\$0.00	\$0.00	\$0.00	\$0.00	\$0.00
Planning-Animal	\$0.00	\$0.00	\$0.00	\$0.00	\$0.00	\$0.00	\$0.00
Planning-Capital Project	\$0.00	\$0.00	\$0.00	\$0.00	\$0.00	\$0.00	\$0.00
EIR (non MZ)	\$0.00	\$0.00	\$0.00	\$0.00	\$0.00	\$0.00	\$0.00
EIR (non MZ)-Capital Projects	\$0.00	\$0.00	\$0.00	\$0.00	\$0.00	\$0.00	\$0.00
Projects	\$0.00	\$0.00	\$0.00	\$0.00	\$0.00	\$0.00	\$0.00
Projects-Maintenance	\$0.00	\$0.00	\$0.00	\$0.00	\$0.00	\$0.00	\$0.00
Projects-Horticulture	\$0.00	\$0.00	\$0.00	\$0.00	\$0.00	\$0.00	\$0.00
Projects-Animal	\$0.00	\$0.00	\$0.00	\$0.00	\$0.00	\$0.00	\$0.00
City Reimbursement	\$0.00	\$0.00	\$0.00	\$0.00	\$0.00	\$0.00	\$0.00
Misc. Specialized Services-Capital Project	\$0.00	\$0.00	\$0.00	\$0.00	\$0.00	\$0.00	\$0.00
Grant Fulfillment	\$0.00	\$0.00	\$0.00	\$0.00	\$0.00	\$0.00	\$0.00
Grant Fulfillment-Education	\$0.00	\$0.00	\$0.00	\$0.00	\$0.00	\$0.00	\$0.00

Fresno's Chaffee Zoo Corporation
Income Statement
February 2019

	2019 Budget	February Budget	February Measure Z	February Actual	YTD Budget	YTD Measure Z	YTD Actual
Grant Fulfillment-Volunteer	\$0.00	\$0.00	\$0.00	\$0.00	\$0.00	\$0.00	\$0.00
Disposal Fees	\$0.00	\$0.00	\$0.00	\$0.00	\$0.00	\$0.00	\$0.00
Freight on Purchases	\$0.00	\$0.00	\$0.00	\$0.00	\$0.00	\$0.00	\$0.00
Freight on Purchases-Animal	\$0.00	\$0.00	\$0.00	\$0.00	\$0.00	\$0.00	\$0.00
Freight on Purchases-Visitor Services	\$0.00	\$0.00	\$0.00	\$0.00	\$0.00	\$0.00	\$0.00
Freight on Purchases-Administration	\$0.00	\$0.00	\$0.00	\$0.00	\$0.00	\$0.00	\$0.00
Program Expense	\$0.00	\$0.00	\$0.00	\$0.00	\$0.00	\$0.00	\$0.00
Retail (inventory related)							
Cash Over and Short	\$0.00	\$0.00	\$0.00	\$0.00	\$0.00	\$0.00	\$0.00
Cost of Merchandise Sold	\$0.00	\$0.00	\$0.00	\$0.00	\$0.00	\$0.00	\$0.00
Discounts and Adjustments	\$0.00	\$0.00	\$0.00	\$0.00	\$0.00	\$0.00	\$0.00
Inventory Change-Gift Shop	\$0.00	\$0.00	\$0.00	\$0.00	\$0.00	\$0.00	\$0.00
Loss on Disposal of Asset	\$0.00	\$0.00	\$0.00	\$0.00	\$0.00	\$0.00	\$0.00
Purchases-Merchandise	\$0.00	\$0.00	\$0.00	\$0.00	\$0.00	\$0.00	\$0.00
Total Retail (inventory related)	\$0.00	\$0.00	\$0.00	\$0.00	\$0.00	\$0.00	\$0.00
Total Other	\$0.00	\$0.00	\$0.00	\$0.00	\$0.00	\$0.00	\$0.00
Total Other Expenses	\$5,726,133.44	\$423,904.73	\$94,331.32	\$264,487.19	\$872,605.70	\$133,959.75	\$565,299.19
TOTAL EXPENSES	\$14,917,725.82	\$1,137,884.80	\$389,344.52	\$946,550.41	\$2,300,565.93	\$742,241.87	\$1,967,549.02
Non Operating Revenue and Expense							
Non Operating Revenue							
Measure Z Operating Income	\$5,089,688.00	\$422,645.00	\$0.00	\$10.00	\$834,264.00	\$0.00	\$355,813.49
Measure Z Operating Income-Administrative	\$0.00	\$0.00	\$0.00	\$0.00	\$0.00	\$0.00	\$0.00
Measure Z Operating Income-Res	\$0.00	\$0.00	\$0.00	\$0.00	\$0.00	\$0.00	\$0.00
Measure Z Capital Income	\$0.00	\$0.00	\$0.00	\$10.00	\$0.00	\$0.00	\$10.00
Measure Z Capital Income-Res	\$0.00	\$0.00	\$0.00	\$0.00	\$0.00	\$0.00	\$0.00
Interest Income	\$120,000.00	\$10,000.00	\$0.00	\$9,800.36	\$20,000.00	\$0.00	\$19,863.79
Interest Income-Administration	\$0.00	\$0.00	\$0.00	\$0.00	\$0.00	\$0.00	\$0.00

Fresno's Chaffee Zoo Corporation
Income Statement
February 2019

	2019 Budget	February Budget	February Measure Z	February Actual	YTD Budget	YTD Measure Z	YTD Actual
Investment Income	\$0.00	\$0.00	\$0.00	\$226,145.89	\$0.00	\$0.00	\$845,794.96
Investment Gain/Loss Unrealized	\$0.00	\$0.00	\$0.00	\$0.00	\$0.00	\$0.00	\$0.00
Investment Gain/Loss Realized	\$0.00	\$0.00	\$0.00	\$0.00	\$0.00	\$0.00	\$0.00
Investment Income-Res	\$0.00	\$0.00	\$0.00	\$0.00	\$0.00	\$0.00	\$0.00
Investment Gain/Loss Unrealized-Res	\$0.00	\$0.00	\$0.00	\$0.00	\$0.00	\$0.00	\$0.00
Investment Gain/Loss Realized-Res	\$0.00	\$0.00	\$0.00	\$0.00	\$0.00	\$0.00	\$0.00
Investment Income-Perm	\$0.00	\$0.00	\$0.00	\$1,350.02	\$0.00	\$0.00	\$5,043.01
Investment Gain/Loss Unrealized-Perm	\$0.00	\$0.00	\$0.00	\$0.00	\$0.00	\$0.00	\$0.00
Investment Gain/Loss Realized-Perm	\$0.00	\$0.00	\$0.00	\$0.00	\$0.00	\$0.00	\$0.00
Interest Income-Perm	\$0.00	\$0.00	\$0.00	\$42.95	\$0.00	\$0.00	\$86.64
Board Designated Endowment Income	\$10,000.00	\$833.00	\$0.00	\$0.00	\$1,670.00	\$0.00	\$0.00
Board Designated Endowment Income-C	\$0.00	\$0.00	\$0.00	\$10,000.00	\$0.00	\$0.00	\$10,150.00
Total Non Operating Revenue	\$5,219,688.00	\$433,478.00	\$0.00	\$247,359.22	\$855,934.00	\$0.00	\$1,236,761.89
Non Operating Expense							
Depreciation Sea Lion Cove	\$0.00	\$0.00	\$0.00	\$0.00	\$0.00	\$0.00	\$0.00
Depreciation - Utilities	\$0.00	\$0.00	\$0.00	\$0.00	\$0.00	\$0.00	\$0.00
Depreciation - African Adventure	\$0.00	\$0.00	\$0.00	\$0.00	\$0.00	\$0.00	\$0.00
Bank Fees-Measure Z	\$0.00	\$0.00	\$0.00	\$0.00	\$0.00	\$0.00	\$0.00
Bank Fees-Measure Z-Administration	\$0.00	\$0.00	\$0.00	\$20.00	\$0.00	\$0.00	\$30.00
Total Non Operating Expense	\$0.00	\$0.00	\$0.00	(\$20.00)	\$0.00	\$0.00	(\$30.00)
Total Non Operating Revenue and Expense	\$5,219,688.00	\$433,478.00	\$0.00	\$247,339.22	\$855,934.00	\$0.00	\$1,236,731.89
BEGINNING FUND BALANCE	\$83,105,679.90	\$83,544,193.14	(\$14,785,353.87)	\$83,544,193.14	\$83,105,679.90	(\$14,432,456.52)	\$83,105,679.90
NET SURPLUS/(DEFICIT)	\$1,778,857.18	(\$59,070.80)	(\$389,344.52)	(\$280,224.71)	(\$305,969.93)	(\$742,241.87)	\$158,288.53
ENDING FUND BALANCE	\$84,884,537.08	\$83,485,122.34	(\$15,174,698.39)	\$83,263,968.43	\$82,799,709.97	(\$15,174,698.39)	\$83,263,968.43

Fresno's Chaffee Zoo Corporation
General Ledger Report
February 2019

Date	Trans.	Journal	Reference	Debit Amount	Credit Amount	Balance
1-5003-03						
Account:	1-5003-03 (Animal Feed-Animal)					
02/01/2019			<i>Account Beginning Balance</i>			\$22,543.99
02/01/2019	12813-1067	Accounts Payable	Howard M Frederick-Consulting-January & Vitamin E	\$445.38		
02/03/2019	12813-1099	Accounts Payable	Central Fish-Fish	\$193.85		
02/03/2019	12813-1101	Accounts Payable	Central Fish-Fish	\$12.60		
02/04/2019	12765-213	Accounts Payable	Bassett's Cricket Ranch, Inc.-King Mealworms	\$85.00		
02/05/2019	12813-1121	Accounts Payable	Valley Produce, Inc.-Produce	50/ \$1,732.45		
02/06/2019	12813-1143	Accounts Payable	Hill's Pet Nutrition Sales, In-Animal Feed	\$145.77		
02/07/2019	12813-1156	Accounts Payable	Central Fish-Fish	\$22.67		
02/07/2019	12878-1	Accounts Payable	Premier Valley Bank-Visa-Virtual Animal card-labs, feed	\$3,879.80		
02/07/2019	12878-5	Accounts Payable	Premier Valley Bank-Visa-Virtual Animal card-labs, feed	\$960.00		
02/07/2019	12878-6	Accounts Payable	Premier Valley Bank-Visa-Virtual Animal card-labs, feed	\$655.76		
02/07/2019	12878-27	Accounts Payable	Premier Valley Bank-Visa-Animal Hardware CC-shipments &	\$45.33		
02/07/2019	12879-17	Accounts Payable	ADJ-Premier Valley Bank-Visa-Virtual Animal card-labs, feed	51&52/ \$3,689.38		
02/07/2019	12879-21	Accounts Payable	ADJ-Premier Valley Bank-Visa-Virtual Animal card-labs, feed	\$960.00		
02/07/2019	12879-22	Accounts Payable	ADJ-Premier Valley Bank-Visa-Virtual Animal card-labs, feed	\$655.76		
02/07/2019	12879-25	Accounts Payable	REVERSE-ADJ-Premier Valley Bank-Visa-Virtual Animal card-labs, feec		\$3,879.80	
02/07/2019	12879-28	Accounts Payable	REVERSE-ADJ-Premier Valley Bank-Visa-Virtual Animal card-labs, feec		\$960.00	
02/07/2019	12879-29	Accounts Payable	REVERSE-ADJ-Premier Valley Bank-Visa-Virtual Animal card-labs, feec		\$655.76	
02/08/2019	12813-1171	Accounts Payable	Hay Company-Feed & Supplies	53/ \$4,148.30		
02/11/2019	12813-1184	Accounts Payable	Bassett's Cricket Ranch, Inc.-Mealworms	\$85.00		
02/11/2019	12813-1193	Accounts Payable	Layne Laboratories, Inc.-Frozen Mice	54/ \$1,362.57		
02/12/2019	12813-1200	Accounts Payable	Golden State Bait, Inc.-Fish	\$69.80		
02/12/2019	12813-1205	Accounts Payable	Valley Produce, Inc.-Produce	55/ \$1,900.40		
02/12/2019	12846-148	Accounts Payable	Central Fish-Fish	\$17.63		
02/13/2019	12813-1213	Accounts Payable	Central Fish-Fish	\$32.75		
02/18/2019	12813-1233	Accounts Payable	Bassett's Cricket Ranch, Inc.-King Mealworms	\$85.00		
02/19/2019	12846-210	Accounts Payable	Valley Produce, Inc.-Produce & distilled water	56/ \$1,635.05		
02/20/2019	12813-1246	Accounts Payable	Newco Distributors, Inc.-Herbivore	57/ \$3,012.86		
02/20/2019	12846-227	Accounts Payable	Central Fish-Fish	\$25.19		
02/22/2019	12846-244	Accounts Payable	Hay Company-Feed & Supplies	58/ \$5,816.80		
02/23/2019	12846-260	Accounts Payable	Valley Produce, Inc.-Produce	\$122.50		
02/25/2019	12846-280	Accounts Payable	Bassett's Cricket Ranch, Inc.-Mealworms	\$85.00		
02/26/2019	12846-290	Accounts Payable	Golden State Bait, Inc.-Fish	\$89.60		
02/26/2019	12846-297	Accounts Payable	Layne Laboratories, Inc.-Frozen Mice	59/ \$2,740.20		
02/26/2019	12846-301	Accounts Payable	Valley Produce, Inc.-Produce & Vinegar	60/ \$2,091.20		
02/27/2019	12846-320	Accounts Payable	Central Fish-Fish	\$129.23		
02/27/2019	12846-323	Accounts Payable	Central Fish-Fish	\$37.79		

Fresno's Chaffee Zoo Corporation

General Ledger Report

February 2019

Date	Trans.	Journal	Reference	Debit Amount	Credit Amount	Balance
Account:	1-5003-03 (Animal Feed-Animal)					
			<i>Account Subtotals</i>	\$36,970.62	\$5,495.56	
02/28/2019			<i>Account Net Change</i>			\$31,475.06 16/
02/28/2019			<i>Account Ending Balance</i>			<u>\$54,019.05</u>
1-5059-03						
Account:	1-5059-03 (Exhibit Renovations-Animal)					
02/01/2019			<i>Account Beginning Balance</i>			\$0.00
02/28/2019			<i>Account Net Change</i>			\$0.00
02/28/2019			<i>Account Ending Balance</i>			<u>\$0.00</u>
1-5080-03						
Account:	1-5080-03 (Benefits-Animal)					
02/01/2019			<i>Account Beginning Balance</i>			\$41,691.14
02/01/2019	12749-161	Accounts Payable	Sun Life Financial-Life Insurance Premium-Februar	\$850.60		
02/01/2019	12749-176	Accounts Payable	United Healthcare of Californi-February 2019-Medical, Dental	\$36,730.88		
02/01/2019	12749-177	Accounts Payable	United Healthcare of Californi-February 2019-Adjustment	\$917.08		
02/01/2019	12753-44	Payroll	HSA Employer Contribution	\$38.46		
02/01/2019	12753-47	Payroll	HSA Employer Contribution	\$576.90		
02/01/2019	12753-53	Payroll	Dual Coverage Surcharge		\$50.00	
02/15/2019	12775-44	Payroll	HSA Employer Contribution	\$38.46		
02/15/2019	12775-47	Payroll	HSA Employer Contribution	\$576.90		
02/15/2019	12775-53	Payroll	Dual Coverage Surcharge		\$50.00	
02/25/2019	12812-108	Journal Entry	Reclassify department: Animal to Birdshow sl & uhc		\$1,148.10	
			<i>Account Subtotals</i>	\$39,729.28	\$1,248.10	
02/28/2019			<i>Account Net Change</i>			\$38,481.18 12/
02/28/2019			<i>Account Ending Balance</i>			<u>\$80,172.32</u>
1-5080-10						
Account:	1-5080-10 (Benefits-Veterinary)					
02/01/2019			<i>Account Beginning Balance</i>			\$5,106.13

Fresno's Chaffee Zoo Corporation

General Ledger Report

February 2019

Date	Trans.	Journal	Reference	Debit Amount	Credit Amount	Balance
Account: 1-5080-10 (Benefits-Veterinary)						
02/01/2019	12749-158	Accounts Payable	Sun Life Financial-Life Insurance Premium-Februar	\$97.32		
02/01/2019	12749-173	Accounts Payable	United Healthcare of Californi-February 2019-Medical, Dental	\$4,858.51		
02/01/2019	12753-48	Payroll	HSA Employer Contribution	\$76.92		
02/15/2019	12775-48	Payroll	HSA Employer Contribution	\$76.92		
			<i>Account Subtotals</i>	\$5,109.67	\$0.00	
			<i>Account Net Change</i>			\$5,109.67 14/
02/28/2019			<i>Account Ending Balance</i>			<u>\$10,215.80</u>
Account: 1-5094-03 (LSS Repairs and Replacements-Animals)						
			<i>Account Beginning Balance</i>			\$0.00
02/01/2019						
02/07/2019	12878-29	Accounts Payable	Premier Valley Bank-Visa-Animal Hardware CC-shipments &	\$333.64		
			<i>Account Subtotals</i>	\$333.64	\$0.00	
			<i>Account Net Change</i>			\$333.64
02/28/2019			<i>Account Ending Balance</i>			<u>\$333.64</u> 32/
Account: 1-5131-03 (Payroll Taxes-Animal)						
			<i>Account Beginning Balance</i>			\$14,399.60
02/01/2019						
02/01/2019	12753-62	Payroll	Payroll Taxes	\$610.08		
02/01/2019	12753-68	Payroll	Payroll Taxes	\$6,529.64		
02/15/2019	12775-62	Payroll	Payroll Taxes	\$621.60		
02/15/2019	12775-68	Payroll	Payroll Taxes	\$6,512.16		
02/25/2019	12801-2	Cash Receipts	941 Refund Ck. for Payroll Taxes		\$117.40	
			<i>Account Subtotals</i>	\$14,273.48	\$117.40	
			<i>Account Net Change</i>			\$14,156.08 12/
02/28/2019			<i>Account Ending Balance</i>			<u>\$28,555.68</u>
Account: 1-5131-10 (Payroll Taxes-Veterinary)						

Fresno's Chaffee Zoo Corporation
General Ledger Report
February 2019

Date	Trans.	Journal	Reference	Debit Amount	Credit Amount	Balance
Account: 1-5131-10 (Payroll Taxes-Veterinary)						
02/01/2019			Account Beginning Balance			\$1,684.87
02/01/2019	12753-69	Payroll	Payroll Taxes	\$846.54		
02/15/2019	12775-69	Payroll	Payroll Taxes	\$846.58		
			Account Subtotals	\$1,693.12	\$0.00	
02/28/2019			Account Net Change			\$1,693.12 14/
02/28/2019			Account Ending Balance			<u>\$3,377.99</u>
1-5151-03						
Account: 1-5151-03 (Repairs and Replacements-Animal)						
02/01/2019			Account Beginning Balance			\$0.00
02/01/2019	12834-9	Accounts Payable	ADJ-Cromer Equipment-Repair for damaged caused by g	\$1,832.36		
			Account Subtotals	\$1,832.36	\$0.00	
02/28/2019			Account Net Change			\$1,832.36
02/28/2019			Account Ending Balance			<u>\$1,832.36</u> 32/
1-5153-03						
Account: 1-5153-03 (Retirement Contribution-Animal)						
02/01/2019			Account Beginning Balance			\$4,951.72
02/01/2019	12753-20	Payroll	2/1/2019 retirement match	\$62.85		
02/01/2019	12753-25	Payroll	2/1/2019 retirement match	\$2,433.47		
02/15/2019	12775-20	Payroll	2/15/2019 retirement match	\$62.85		
02/15/2019	12775-25	Payroll	2/15/2019 retirement match	\$2,433.85		
			Account Subtotals	\$4,993.02	\$0.00	
02/28/2019			Account Net Change			\$4,993.02 12/
02/28/2019			Account Ending Balance			<u>\$9,944.74</u>
1-5153-10						
Account: 1-5153-10 (Retirement Contribution-Veterinary)						

Fresno's Chaffee Zoo Corporation
General Ledger Report
February 2019

Date	Trans.	Journal	Reference	Debit Amount	Credit Amount	Balance
Account: 1-5153-10 (Retirement Contribution-Veterinary)						
02/01/2019			Account Beginning Balance			\$512.86
02/01/2019	12753-26	Payroll	2/1/2019 retirement match	\$258.02		
02/15/2019	12775-26	Payroll	2/15/2019 retirement match	\$257.92		
			Account Subtotals	\$515.94	\$0.00	
02/28/2019			Account Net Change			\$515.94 14/
02/28/2019			Account Ending Balance			<u>\$1,028.80</u>
1-5165-03						
Account: 1-5165-03 (Salaries-Animal)						
02/01/2019			Account Beginning Balance			\$191,446.53
02/01/2019	12753-2	Payroll	Salaries	\$7,974.73		
02/01/2019	12753-8	Payroll	Salaries	\$85,908.35		
02/15/2019	12775-2	Payroll	Salaries	\$8,125.38		
02/15/2019	12775-8	Payroll	Salaries	\$85,669.54		
			Account Subtotals	\$187,678.00	\$0.00	
02/28/2019			Account Net Change			\$187,678.00 12/
02/28/2019			Account Ending Balance			<u>\$379,124.53</u>
1-5165-10						
Account: 1-5165-10 (Salaries-Veterinary)						
02/01/2019			Account Beginning Balance			\$22,405.21
02/01/2019	12753-9	Payroll	Salaries	\$11,139.27		
02/15/2019	12775-9	Payroll	Salaries	\$11,139.69		
			Account Subtotals	\$22,278.96	\$0.00	
02/28/2019			Account Net Change			\$22,278.96 14/
02/28/2019			Account Ending Balance			<u>\$44,684.17</u>
1-5191-00						
Account: 1-5191-00 (Utilities Gas & Electric)						

Fresno's Chaffee Zoo Corporation
General Ledger Report
February 2019

Date	Trans.	Journal	Reference	Debit Amount	Credit Amount	Balance
Account: 1-5191-00 (Utilities Gas & Electric)						
02/01/2019			Account Beginning Balance			\$10,971.39
02/05/2019	12813-1109	Accounts Payable	P G & E-Services from 1/6/19-2/5/19	\$12,910.35		
02/05/2019	12813-1111	Accounts Payable	P G & E-Services from 1/5/19-2/4/19	\$37,548.77		
02/06/2019	12813-1123	Accounts Payable	P G & E-Service from 1/5/19-2/4/19	\$2,265.36		
02/21/2019	12846-234	Accounts Payable	P G & E-Services from 1/22/19-2/20/19	\$967.30		
02/22/2019	12846-252	Accounts Payable	P G & E-Services from 01/23/19-02/21/1	\$836.66		
02/22/2019	12846-254	Accounts Payable	P G & E-Services from 01/23/19-02/21/1	\$2,757.63		
			Account Subtotals	\$57,286.07	\$0.00	
02/28/2019			Account Net Change			\$57,286.07 39-40/
02/28/2019			Account Ending Balance			\$68,257.46
1-5200-03						
Account: 1-5200-03 (Workers Comp-Animal)						
02/01/2019			Account Beginning Balance			\$27,692.20
02/01/2019	12753-80	Payroll	Workers Comp	\$367.11		
02/01/2019	12753-86	Payroll	Workers Comp	\$3,899.05		
02/01/2019	12813-1084	Accounts Payable	State Compensation Insurance F-February Workers Comp	\$814.36		
02/01/2019	12813-1090	Accounts Payable	State Compensation Insurance F-February Workers Comp	\$8,610.53		
02/15/2019	12775-80	Payroll	Workers Comp	\$374.33		
02/15/2019	12775-86	Payroll	Workers Comp	\$3,855.02		
			Account Subtotals	\$17,920.40	\$0.00	
02/28/2019			Account Net Change			\$17,920.40 12/
02/28/2019			Account Ending Balance			\$45,612.60
1-5200-10						
Account: 1-5200-10 (Workers Comp-Veterinary)						
02/01/2019			Account Beginning Balance			\$3,378.66
02/01/2019	12753-87	Payroll	Workers Comp	\$513.06		
02/01/2019	12813-1078	Accounts Payable	State Compensation Insurance F-February Workers Comp	\$1,160.15		
02/15/2019	12775-87	Payroll	Workers Comp	\$513.62		

Fresno's Chaffee Zoo Corporation

General Ledger Report

February 2019

Date	Trans.	Journal	Reference	Debit Amount	Credit Amount	Balance
Account:	1-5200-10 (Workers Comp-Veterinary)					
			<i>Account Subtotals</i>	\$2,186.83	\$0.00	
02/28/2019			<i>Account Net Change</i>			\$2,186.83
02/28/2019			<i>Account Ending Balance</i>			\$5,565.49
1-5202-03						
Account:	1-5202-03 (Water Quality Supplies-Animal)					
02/01/2019			<i>Account Beginning Balance</i>			\$6,113.05
02/01/2019	12846-83	Accounts Payable	Leslie's Swimming Pool Supplie-water quality supplies	\$782.76		
02/06/2019	12813-1127	Accounts Payable	Whitie's Pets-Test Kits	\$63.14		
02/06/2019	12813-1129	Accounts Payable	Hach Company, Inc.-Water quality supplies	\$832.33		
02/06/2019	12813-1131	Accounts Payable	Hach Company, Inc.-Water quality supplies	\$78.19		
02/06/2019	12813-1133	Accounts Payable	Hach Company, Inc.-Water quality supplies	\$234.58		
02/06/2019	12813-1134	Accounts Payable	Hach Company, Inc.-Water quality supplies	\$156.39		
02/06/2019	12813-1135	Accounts Payable	Hach Company, Inc.-Water quality supplies	\$156.39		
02/06/2019	12813-1136	Accounts Payable	Hach Company, Inc.-Water quality supplies	\$156.39		
02/07/2019	12878-26	Accounts Payable	Premier Valley Bank-Visa-Animal Hardware CC-shipments &	\$38.85		
02/26/2019	12846-292	Accounts Payable	Leslie's Swimming Pool Supplie-water quality supplies	\$332.46		
02/26/2019	12846-294	Accounts Payable	Leslie's Swimming Pool Supplie-water quality supplies	\$27.90		
02/26/2019	12846-295	Accounts Payable	Leslie's Swimming Pool Supplie-water quality supplies	\$254.19		
02/26/2019	12846-296	Accounts Payable	Leslie's Swimming Pool Supplie-water quality supplies	\$290.62		
			<i>Account Subtotals</i>	\$3,404.19	\$0.00	
02/28/2019			<i>Account Net Change</i>			\$3,404.19
02/28/2019			<i>Account Ending Balance</i>			\$9,517.24
02/01/2019			<i>Grand Total Beginning Balance</i>			\$352,897.35
02/28/2019			<i>Grand Total Net Change</i>			\$389,344.52
02/28/2019			<i>Grand Total Ending Balance</i>			\$742,241.87

VALLEY PRODUCE, INC.

P.O. BOX 11664, FRESNO, CALIFORNIA 93774

e-mail: valleypro@comcast.net

Sold to

Fresno Chaffin Zoo

Date

2-5-19

PHONE (559) 237-3328

FAX (559) 237-5611

No. C 2510972

✓	QUAN.	ITEM	PRICE	AMOUNT	✓	QUAN.	ITEM	PRICE	AMOUNT	✓	QUAN.	ITEM	PRICE	AMOUNT
		Broccoli Florets												
X	9	BROCCOLI Crown (18ct)	350	3150	X	6	EGGS 15/doz	1200	7200	X	4	CARROTS (50#) 25#		10000
X	4	CAULIFLOWER	600	2400	X	2	Yogurt	800	1600			Grabits 100/200 ct		
X	1	CELERY	200	200	X	1	KALE	360	360			48/1# Carrot		
		CABBAGE white			X	5	LEEEKS	1000	5000			Baby Carrot		
		CABBAGE red			X	10	CORN	900	9000			Pinto Beans #100		
		CILANTRO					HERBS			X	1	Collard Greens	360	360
		SPRING MIX 3#					Basil					J. Yel. Onions		
X	1	Cactus	2475	2475	X	2	Baby Food	300	600			Red Onions		
		LETTUCE					Mint			X	2	Swiss Chard	195	390
X	40	Green Leaf	2000	8000			Rosemary					Potatoes		
X	20	Red Leaf	2000	6000			Thyme					10/5 Russet		
X	160	Romaine	1900	30400	X	1	Jurnip 25"	250	250			5/10 Russet		
		SPINACH 2 1/2 #			X	4	Apples	116	464			Gtn. Russet		
		EGGPLANT					Apples					Red Potatoes sz		
		1 case Curly Endive	3300	3300			Apples Sliced 100/200			X	8	FROZ Veggies	3800	3800
		PARSLEY Flat / Curly			X	4	Shapeprint	400	1600	X	3	YAMS Med Jumbo	7500	7500
X	1	25# Beets	2100	2100	X	300	Oranges	2200	6600			Jicama		
		GREEN ONIONS			X	1	Lemons	110	110	X	1	Butternut	200	200
		RADDISH					Limes			X	15	CUCUMBERS	1500	1500
X	10	GREEN BEANS	1250	12500	X	5	Banana's	2300	11500	X	1	ACORN Sq	200	200
		ASPARAGUS					Raspberries			X	1	SQUASH Spec	200	200
X	1	Cat Food	120	120	X	6	Blueberries	1200	7200			Med. I.T. Squash		
X	1	BELL PEPPER Green	2950	2950			Blackberries					Yellow Squash		
		BELL PEPPER Red			X	1	GRAPES Red	4400	4400	X	1	FROZ Corn	475	475
		Chili Jalapeno					GRAPES Lunch Bunch			X	3	Avocado (Ripe)	300	300
		Chili Tomatillo			X	2	Kiwi	200	400			Avocado (Firm)		
		Chili Long Grn/Pasilla					Mango's					Garlic (5# Peeled)		
X	1	Parsnip	3650	3650			Nectarines					Garlic -(Whole)		
		Alfalfa Sprouts 1#/4oz			X	5	Papaya	1500	7500	X	2	Jurnip 25"	550	550
		Bean Sprouts					Peach			X	1	TOMATOES	2250	2250
		Cole Slaw (white cabbage)			X	2	Pear	2700	5400			ROMA TOMATOES		
		Cabbage Shred Red			X	2	Pineapple	600	1200			GRAPE TOMATOES		
X	4	Carrot (Shred) Coin	440	1760			Plum					CHERRY TOMATOES		
		Carrot Sticks 2/4			X	4	Strawberry	900	3600	X	2	Sweet Pot. (1B)	5000	5000
		Celery Sticks 2/4			X	2	Strawberry Too Exp			X	1	Jar Peanut Butter	900	900
		Yel. Onions Sliced/Diced					MELON					MUSHROOMS (sliced)		
		Red Onions Sliced/Diced			X	11	Cantaloupe	2750	30250			Button Mushroom		
		Tossed Salad / SC					Honeydew			X	20	Medium Mushroom	4600	4600
		Shred Lettuce			X	17	Watermelon #	3500	59500			Portabella Mushroom		
		Cabbage/Romaine Blend										12/8 oz. Mushroom		

ORDER FILLED BY

DELIV. BY

REC'D IN GOOD ORDER BY

C.O.

TOTAL

1732.45

TERMS: NET CASH - A FINANCE CHARGE OF 1 1/2 % PER MONTH (18% PER YEAR) WILL BE CHARGED ON PAST DUE ACCOUNTS. ALL CLAIMS FOR RETURN OF GOODS MUST BE MADE WITHIN 24 HOURS AFTER RECEIPT OF MERCHANDISE.

THANK YOU

43/

1-5003030

Invoice

West Coast Processors

19051 Goldenwest St Ste 106-211
Huntington Beach, CA 92648

Date Invoice #
12/4/2018 15249

PAID
01/09/2019

Bill To

Fresno Chaffee Zoo
894 W Belmont Ave
FRESNO, CA 93728

Ship To

Fresno Chaffee Zoo
894 W Belmont Ave
FRESNO, CA 93728

P.O. Number	Terms	Rep	Ship	Via	F.O.B.	Booking Number
SEE BELOW	Net 30	LdA	12/4/2018	HTI	Delivered	N/A

Quantity	Lot No.	Description	Price Per/Lb.	Amount
2,017.27	82271	Frozen Capelin 15 kg Cartons	0.78	1,573.47
1	Freight	Freight	343.75	343.75

-->P.O.. SLCFISH001R23

Thank you for your business.

2/1/19 Premier Valley Bank
Virtual Animal Card

Total \$1,917.22 **43/**

Invoice**West Coast Processors**

19051 Goldenwest St Ste 106-211
Huntington Beach, CA 92648

Date Invoice #
11/17/2018 15237

PAID
01/09/2019

Bill To

Fresno Chaffee Zoo
894 W Belmont Ave
FRESNO, CA 93728

Ship To

Fresno Chaffee Zoo
894 W Belmont Ave
FRESNO, CA 93728

P.O. Number	Terms	Rep	Ship	Via	F.O.B.	Booking Number
SEE BELOW	Net 30	LdA	11/17/2018	HTI	Delivered	N/A

Quantity	Lot No.	Description	Price Per/Lb.	Amount
1,014.16	80156	Frozen Pacific Herring 10 kg Cartons	0.62	628.78
1,025.17	82271	Frozen Capelin 15 kg Cartons	0.78	799.63
1	Freight	Freight	343.75	343.75

-->P.O.. SLCFISH001R22

Thank you for your business.

2/7/19 Premier Valley Bank
Virtual Animal Card.

Total

\$1,772.16 **43/**

LayneLabs

Natural Diets For Pets & Wildlife

4303 Huasna Rd.
Arroyo Grande, CA 93420

INVOICE

DATE 2/11/2019
INVOICE 143925

CUSTOMER

Chaffee Zoo
894 W. Belmont Ave.
Fresno, CA 93728

PHONE

TRACKING

785426551677

ORDER REF

TERMS

Net 030

ORDERED	SKU	DESCRIPTION	RATE	EXTENDED
1,000	MF8000	Frozen Mice - Large	0.85	850.00
100	RF04000	Frozen Rats - Small	1.75	175.00
50	RF08000	Frozen Rats - Large	2.75	137.50
2	LAYNE LAB...	Freight	54.99	109.98



LayneLabs.com
Orders@LayneLabs.com
805-474-1354

Subtotal:	\$1,272.48
Sales Tax: (7.75%)	\$90.09
Total Cost:	\$1,362.57
Payments:	\$0.00

BALANCE DUE: \$1,362.57

43/
1-5003-036
2-24-19

VALLEY PRODUCE, INC.

P.O. BOX 11664, FRESNO, CALIFORNIA 93774

e-mail: valleypro@comcast.net

Sold to

*Fresno chapter 200*Date *2-12-19*

PHONE (559) 237-3328

FAX (559) 237-5611

No. C 2510531

✓	QUAN.	ITEM	PRICE	AMOUNT	✓	QUAN.	ITEM	PRICE	AMOUNT	✓	QUAN.	ITEM	PRICE	AMOUNT
		Broccoli Florets												
X	(9)	BROCCOLI Crown (18ct)	990	8910	X	(4)	EGGS 15/doz	800	3200	X	4	CARROTS (50# / 25#)	2600	10400
X	(2)	CAULIFLOWER	4000	8000	X	(1)	ST YOGURT	450	450			Grabits 100/200 ct		
		CELERY			X	1	KALE	3700	3700			48/1# Carrot		
		CABBAGE white			X	(5)	LEEEKS	1000	5000			Baby Carrot		
		CABBAGE red					CORN					Pinto Beans #100		
		CILANTRO					HERBS			(3)	5	<i>Hotarade</i>	1250	6250
		SPRING MIX 3#					Basil					J. Yel. Onions		
X	1	<i>Cotus</i>		2600			Chives					Red Onions		
		LETTUCE					Mint			X	(8)	<i>Froz. Veggies</i>		3800
X	4	Green Leaf	21	8400			Rosemary					Potatoes		
X	2	Red Leaf	2100	4200			Thyme					10/5 Russet		
X	20	Romaine	2100	42000			<i>L-Vet Hospital</i>					5/10 Russet		
		SPINACH 2 1/2 #			X	6	<i>Apples 84 Fuji</i>	2900	17400			Ctn. Russet		
		EGGPLANT					Apples					Red Potatoes ____ sz		
X	1	<i>Curly Endive</i>	385	385			Apples Sliced 100/200			X	2	<i>Swiss Chard</i>	2100	4200
		PARSLEY Flat / Curly			X	20	Oranges	113-88	1980	X	4	<i>YAMS (Med) Jumbo</i>	2500	10000
X	(2)	<i>Jello Supreme</i>	250	500	X	1#	Lemons		125	X	2	<i>Collard green</i>	3700	7400
		GREEN ONIONS					Limes			X	15#	CUCUMBERS		1050
		RADDISH			X	4	Banana's	2300	9200	X	2	<i>Jb. Sweet Potatoes</i>		5200
X	10#	GREEN BEANS		1000	X	4	Raspberries					SQUASH		
		ASPARAGUS			X	(6)	Blueberries		1800	X	2	Med. I.T. Squash	1800	3600
X	1 can	BELL PEPPER Green	2400	2400	X	1	Blackberries		4500			Yellow Squash		
		BELL PEPPER Red			X	1	GRAPES Red			X	(3)	Avocado (Ripe)		300
		Chili Jalapeno			X	2	GRAPES Lunch Bunch		300			Avocado (Firm)		
		Chili Tomatillo			X	100	<i>Kiwi</i>		1700			Garlic (5# Peeled)		
		Chili Long Grn/Pasilla			X	100	Mango's					Garlic -(Whole)		
							Nectarines					<i>Turnip Greens</i>	2600	5300
		Alfalfa Sprouts 1#/4oz			X	(6)	Papaya		1800	X	2	TOMATOES		
		Bean Sprouts			X	1	Peach		2700			ROMA TOMATOES		
		Cole Slaw (white cabbage)			X	2	Pear		600			GRAPE TOMATOES		
		Cabbage Shred Red			X	(2)	Pineapple					CHERRY TOMATOES		
X	2	Carrot (Shred) Coin	250	500	X	(4)	Plum		1900	X	2	<i>Vegetable oil</i>		Pro
		Carrot Sticks 2/4			X	(6)	Strawberry		1050			MUSHROOMS (sliced)		
		Celery Sticks 2/4			X	(7)	<i>Cashew</i>					Button Mushroom		
		Yel. Onions Sliced/Diced			X	(7)	MELON		1750			Medium Mushroom		2300
		Red Onions Sliced/Diced			X	(7)	Cantaloupe			X	10	Portabella Mushroom		
		Tossed Salad / SC			X	(7)	Honeydew					12/8 oz. Mushroom		
		Shred Lettuce			X	(7)	Watermelon #		7000					
		Cabbage/Romaine Blend												

ORDER FILLED BY

DELIV. BY

REC'D IN GOOD ORDER BY

TOTAL

10190090

43/

TERMS: NET CASH - A FINANCE CHARGE OF 1 1/2 % PER MONTH (18% PER YEAR) WILL BE CHARGED ON PAST DUE ACCOUNTS.
ALL CLAIMS FOR RETURN OF GOODS MUST BE MADE WITHIN 24 HOURS AFTER RECEIPT OF MERCHANDISE.

THANK YOU

Total 1-500303

VALLEY PRODUCE, INC.

Sold to

*Travis Chaffee Zoo*Date *2-19-19*

P.O. BOX 11664, FRESNO, CALIFORNIA 93774

PHONE (559) 237-3328

No. C 2510720

e-mail: valleypro@comcast.net

FAX (559) 237-5611

✓	QUAN.	ITEM	PRICE	AMOUNT	✓	QUAN.	ITEM	PRICE	AMOUNT	✓	QUAN.	ITEM	PRICE	AMOUNT
		Broccoli Florets												
X	9	BROCCOLI Crown 1/180	12.00	108.00	X	8	EGGS 18/doz	18.00	144.00	X	2	CARROTS 50# 1-25#	25.00	50.00
X	4	CAULIFLOWER										Grabits 100/200 ct		
		CELERY			X	100	KALE	3.675	367.50			48/1# Carrot		
		CABBAGE white			X	5	LEEKs	1.000	5.00			Baby Carrot		
		CABBAGE red					CORN					Pinto Beans #100		
		CILANTRO			X	1	APPLES	3.00	3.00	X	2	Swiss chard	19.50	39.50
		SPRING MIX 3#			X	1	PASTA	3.50	3.50			J. Yel. Onions		
X	2	Collard Greens 20#	5.50	11.00			Chives	5.173	10.33	X	2	Red Onions		
		LETTUCE			X	6	Distilled WATER	1.950	11.70	X	8	FROZ Veggies		8.00
X	3	Green Leaf	2.200	6.600			Rosemary					Potatoes		
X	2	Red Leaf	2.200	4.400			Thyme					10/5 Russet		
X	10	Romaine	2.000	20.000	X	1	St Yogurt	4.50	4.50			5/10 Russet		
		SPINACH 2-1/2 #					Apples					Ctn. Russet		
		EGGPLANT			X	6	Apples 100/200	2.600	15.600			Red Potatoes ____ sz		
X	1	Cactus	2.400	2.400			Apples Sliced 100/200			X	1	FROZ Corn	4.75	4.75
		PARSLEY Flat / Curly			X	2	Thyme	2.00	4.00	X	3	YAMS (Med) / Jumbo	25.00	75.00
X	2	Turnip Greens 20#	5.50	11.00	X	2	Oranges	2.300	4.600	X	2	Jumbo Sweet Potatoes	25.00	50.00
		GREEN ONIONS			X	1	Lemons	1.20	1.20	X	1	25# Butts	2.100	2.100
		RADDISH					Limes			X	15	CUCUMBERS	9.00	9.00
X	10	GREEN BEANS	1.000	10.000	X	4	Banana's	2.300	9.200	X	2	Spaghetti Squash	4.00	4.00
		ASPARAGUS					Raspberries			X	1	SQUASH ACORN	2.00	2.00
X	1	Paranip 20#	3.675	3.675	X	16	Blueberries	1.100	17.600	X	1	Med. I.T. Squash	1.600	1.600
X	1	BELL PEPPER Green	2.000	2.000			Blackberries			X	1	Yellow Squash	2.100	2.100
		BELL PEPPER Red					GRAPES Red			X	1	JAR Peanut Butter	9.00	9.00
		Chili Jalapeno					GRAPES Lunch Bunch			X	3	Avocado (Ripe)	3.00	3.00
		Chili Tomatillo			X	1	Figs 1 case	3.800	3.800			Avocado (Firm)		
		Chili Long Grn/Pasilla			X	1	Mango's 1 case	4.50	4.50			Garlic (5# Peeled)		
X	1	Curly Endive	3.875	3.875			Nectarines					Garlic -(Whole)		
		Alfalfa Sprouts 1#/4oz			X	5	Papaya	1.500	7.500	X	2	Kiwi	2.800	5.600
		Bean Sprouts					Peach			X	1	TOMATOES LL	2.150	2.150
		Cole Slaw (white cabbage)			X	10	Pear "Bosc"	2.475	24.750			RQMA TOMATOES		
		Cabbage Shred Red			X	2	Pineapple	6.00	6.00			GRAPE TOMATOES		
X	4	Carrot (Shred) / Coin	4.80	19.20			Plum					CHERRY TOMATOES		
		Carrot Sticks 2/4			X	4	Strawberry	1.360	5.440	X	1	PAPAYA	2.600	2.600
		Celery Sticks 2/4			X	2	Kiwi	3.000	6.000	X	5	Sunflower NO SALT	2.300	2.300
		Yel. Onions Sliced/Diced					MELON					MUSHROOMS (sliced)		
		Red Onions Sliced/Diced			X	8	Cantaloupe	1.840	14.720			Button Mushroom		
		Tossed Salad / SC			X	2	Honeydew	1.000	2.000	X	10	Medium Mushroom	2.300	23.000
		Shred Lettuce			X	4	Watermelon #	1.000	4.000			Portabella Mushroom		
		Cabbage/Romaine Blend										12/8 oz. Mushroom		

ORDER FILLED BY

DELIV. BY

RECEIVED GOOD ORDER BY

NO. D

TERMS: NET CASH - A FINANCE CHARGE OF 1 1/2 % PER MONTH (18% PER YEAR) WILL BE CHARGED ON PAST DUE ACCOUNTS.
 ALL CLAIMS FOR RETURN OF GOODS MUST BE MADE WITHIN 24 HOURS AFTER RECEIPT OF MERCHANDISE.

TOTAL 1654.55
 = -19.50
 1635.05

43/

FEB 19 REC'D



REMIT TO
 NEWCO DISTRIBUTORS INC.
 PO BOX 1449
 RANCHO CUCAMONGA, CA 91729
 (800) 289-2469 Fax 909-291-2241

INVOICE



S100909732.002

BILL TO # 14132		SHIP TO # 14132		SHIP DATE: 02/20/2019	
FRESNO CHAFFEE ZOO 894 W BELMONT AVE FRESNO FRESNO, CA 93728 559-492-4435		FRESNO CHAFFEE ZOO 894 W BELMONT AVE FRESNO FRESNO, CA 93728 559-492-4435		CUSTOMER PO:	
				ORDERED BY: Brooke Stowell	
				INVOICE TOTAL: 3,012.86	

CSR	SALESPERSON	DRIVER	SHIP VIA	TERMS	PAYMENT DUE
ARLIN CASTILLO	KRISTI SCHULZ		NEWCO TRUCK SF	NET DUE 30 DAYS	03/22/2019

ITEM	DESCRIPTION	MFG	DATE	LOT	ORD QTY	SHIP QTY	NET	EXTENDED
5649	MAZURI ADF 25 HERBIVORE 50LB Product has been special ordered.	5ZZZ			120ea	120ea	23.16	2779.20
100062	DROP CHARGE	000000			1ea	1ea	11.00	11.00

Past Due Invoices may be subject to 2% late charge.

SUBTOTAL	2790.20
DELIVERY CHARGES	0.00
TAX	222.66
PAYMENTS	0.00
AMOUNT DUE	3012.86

1-5003-03 43/
 2-24-19

MAR 30 5 2015

DATE _____

NAME

ADDRESS

CITY

SOLD BY

CASH

CHARGE

CUSTOMER ACCOUNT#

[illegible]

TERMS: Bills are due and payable on the 10th of the month. PAST DUE bills are subject to 1 1/2% interest per month. (ANNUAL RATE 18%)

INVOICE

No.

Rec'd By

THE HAY COMPANY

**10470 E. McKINLEY
SANGER, CA 93657
(559) 251-2981**

MAR 20 1966

CUSTOMER
P.O. NUMBER

DATE _____

NAME _____

ADDRESS

CITY

SOLD BY:

CASH

CHARGE

CUSTOMER ACCOUNT #

QUAN.	DESCRIPTION	PRICE	AMOUNT
	Anisa		
5	Aleas	16.95	84.75
50	Bromide	15.95	797.50
36	Dickard	19.95	718.20
	Asia		
23	Dickard	19.95	458.85
10	Beromeda	15.95	95.70
7	Shaw	8.95	62.65
PK	Bird Mol.	38.80	310.40
3	Alaska Cuban	10.00	30.00
3	Ant / Al. Cuban	10.00	30.00
3	Dino IDO	18.80	56.40
7	SD # Coles Manna		39.95
2	Goat (Whiner) No	17.90	35.80
2	Mex Emu	19.90	39.80
		TAX	
		TOTAL	

TERMS: Bills are due and payable on the 10th of the month. PAST DUE bills are subject to 1 1/2% interest per month. (ANNUAL RATE 18%)

INVOICE

No.

Rec'd By

FEB 26 REC'D

LayneLabs

Natural Diets For Pets & Wildlife

4303 Huasna Rd.
Arroyo Grande, CA 93420

INVOICE

DATE 2/26/2019

INVOICE 144123

CUSTOMER

Chaffee Zoo
894 W. Belmont Ave.
Fresno, CA 93728

PHONE

TRACKING

785715377580

ORDER REF

TERMS

Net 030

ORDERED	SKU	DESCRIPTION	RATE	EXTENDED
1,000	MF2000	Frozen Mice - Large Pinkies	0.30	300.00
1,000	MF5000	Frozen Mice - Hoppers	0.55	550.00
100	MF6000	Frozen Mice - Small	0.65	65.00
1,000	MF8000	Frozen Mice - Large	0.85	850.00
200	RF04000	Frozen Rats - Small	1.75	350.00
100	RF08000	Frozen Rats - Large	2.75	275.00
3	LAYNE LAB...	Freight	54.99	164.97



LayneLabs.com
Orders@LayneLabs.com
805-474-1354

Subtotal: \$2,554.97

Sales Tax: (7.75%) \$185.23

Total Cost: \$2,740.20 43/

Payments: \$0.00

1-5003-03
3-4-19

BALANCE DUE: \$2,740.20

VALLEY PRODUCE, INC.

Sold to

Jesno Chaffee ZOO

Date

2-26-19

P.O. BOX 11664, FRESNO, CALIFORNIA 93774

PHONE (559) 237-3328

No. C 2511152

e-mail: valleypro@comcast.net

FAX (559) 237-5611

✓	QUAN.	ITEM	PRICE	AMOUNT	✓	QUAN.	ITEM	PRICE	AMOUNT	✓	QUAN.	ITEM	PRICE	AMOUNT
		Broccoli Florets												
X	(9)	BROCCOLI Crown (18ct)		1400	X	(6)	EGGS (doz)		1350	X	2	CARROTS (50#) 25#	2500	5000
X	(4)	CAULIFLOWER	370	1480	X	(1)	Quart Yogurt		450			Grabits, 100/200 ct		
X	(1)	CELERY		250	X	(2)	KALE		3700			48/1#, Carrot		
		CABBAGE white			X	(5)	LEEEKS		1000			Baby Carrot		
		CABBAGE red			X	(10)	CORN		200			Pinto Beans #100		
		CILANTRO					HERBS			X	2	Collard Greens 25#	5200	
		SPRING MIX 3#					Basil					J. Yel. Onions		
							Chives					Red Onions		
X	(4)	LETTUCE I		600			Mint			X	2	Swiss Chard 19#	3900	
X	(4)	Green Leaf	2350	9400			Rosemary					Potatoes		
X	(3)	Red Leaf	2350	7050			Thyme					10/5 Russet		
X	(24)	Romaine	2450	58800								5/10 Russet		
		SPINACH 2 1/2 #			X	(40)	Apples 100 Gala	2100	10400			Ctn. Russet		
		EGGPLANT					Apples					Red Potatoes sz		
X	(1)	Catus		2400			Apples Sliced 100/200			X	(8)	Mixed Veggies (FRID)	3800	
		PARSLEY Flat / Curly			X	(2)	Grapefruit	180	180	X	(4)	YAMS (Med) Jumbo	2500	1000
X	(1)	Curly Endive	385	385	X	(3)	Oranges	2300	6900	X	(1)	FB. Sweet Potato	250	
		GREEN ONIONS			X	(1)	Lemons		125	X	(1)	Spicy Squash	200	
		RADDISH					Limes			X	(15)	CUCUMBERS	1200	
X	(10)	GREEN BEANS		1100	X	(40)	Banana's	2300	9200	X	(1)	Butternut Squash	200	
		ASPARAGUS					Raspberries			X	(1)	SQUASH ACORN	200	
X	(1)	Turnips	285	285	X	(6)	Blueberries	1200	1200	X	(3)	Med. I.T. Squash	1900	5700
X	(1)	BELL PEPPER Green	195	195	X	(2)	Blackberries			X	(2)	Yellow Squash	2450	4900
		BELL PEPPER Red			X	(10)	GRAPES Red	3975	3975	X	(1)	Meat Baby Food	225	
		Chili Jalapeno					GRAPES Lunch Bunch			X	(3)	Avocado (Ripe)	300	
		Chili Tomatillo			X	(2)	Kiwi	180	180			Avocado (Firm)		
		Chili Long Grn/Pasilla			X	(4)	Mango's	1450	5800			Garlic (5#Peeled)		
							Nectarines					Garlic (Whole)		
		20# Radish Green Friday			X	(15)	Papaya	3600	3600	X	(1)	25# But	2100	
		Alfalfa Sprouts 1#/4oz					Peach			X	(1)	TOMATOES	2200	
		Bean Sprouts					Pear					ROMA TOMATOES		
		Cole Slaw (white cabbage)					Pineapple	600	600			GRAPE TOMATOES		
		Cabbage -Shred Red			X	(2)	Plum	300	300			CHERRY TOMATOES		
		Carrot Shred / Coin			X	(3)	Strawberry	1200	1200	X	(1)	Turnip Green	285	
		Carrot Sticks 2/4			X	(4)				X	(12)	Hollow Veggies	3900	
		Celery Sticks 2/4					MELON 43/					MUSHROOMS (sliced)	1000	
		Yel. Onions Sliced/Diced					Cantaloupe	880	880			Button Mushroom	1000	
		Red Onions Sliced/Diced			X	(4)	Honeydew	225	225	X	(20)	Medium Mushroom	2300	4600
		Tossed Salad / SC			X	(5)	Watermelon #	950	4750			Portabella Mushroom		
		Shred Lettuce			X	(5)						12/8 oz. Mushroom		
		Cabbage/Romaine Blend												

ORDER FILLED BY

DELIV. BY

RECD IN GOOD ORDER BY

TOTAL

TERMS: NET CASH - A FINANCE CHARGE OF 1 1/2 % PER MONTH (18% PER YEAR) WILL BE CHARGED ON PAST DUE ACCOUNTS.
 ALL CLAIMS FOR RETURN OF GOODS MUST BE MADE WITHIN 24 HOURS AFTER RECEIPT OF MERCHANDISE.

Not Food

213020
- 39.00
209620

Material Handling
4701 Oakport Street
Oakland, CA 94601

3539 West Capitol Avenue, Suite A, West Sacramento, CA 95691 916-371-2004
1813 Moffat Blvd, Manteca, CA 95336 209-465-8987
4646 East Jensen, Fresno, CA 93725 (800) 464-3225 559-268-6621
4808 Saco Rd., Bakersfield, CA 93308 (800) 640-6175 661-393-2460
1205 South Blosser Rd., Santa Maria, CA 93454 (800) 237-4957 805-922-1767
Oakland West Sacramento Manteca Fresno Bakersfield & Santa Maria



01/19/19
JAN 23 2019

SALES • RENTALS • SERVICE PARTS • ASK ABOUT OUR SAFETY TRAINING CLASS AND P.M. SERVICE www.cromer.com

Mail Remittance To: Cromer Material Handling*P O Box 14338 Oakland, CA 94614-2388 TERMS: NET 10 DAYS

Account#	Work Ord	Br	Sls
GL114039	8116368	029	G1

W O R K O R D E R
I N V O I C E

Date	Invoice #	Page
01-19-19	29000271	1

Sold To: 000
FRESNO CHAFFEE ZOO

Ship To:
FRESNO CHAFFEE ZOO

894 W. BELMONT AVENUE

894 W. BELMONT AVENUE

FRESNO

CA 93728

FRESNO

CA 93728

Ship Via:

Purchase order	Date	Job Number	Job Contact
	01-10-19		

Seg# 000 Mfr:ALL Model:DOOR

S/N:DOOR

Meter: 0

Equip ID:

WORK ON DOOR GUIDE AND INSTALL IT

		WAREHOUSE SYSTEMS EX	380.00
		WAREHOUSE SYSTEMS LA	1,206.50
1	67221	RUSTOLEUM 2182 G	20.36
1	NPN PARTS	MISC DRILL BITS	110.42

Total for segment 1,717.28

MISC. SUPPLIES 5.23
TRIP CHARGE 99.00

Total parts 130.78 Total labor 1,586.50 Total misc 104.23
CA SALES TAX Sub Total 1,821.51
10.85

Repair ^{for} damage
from Guffe shipment
(Vernon)

5151-03

24
2/10/19

Amount Due
Due By:
01/29/19

1,832.36

MAIL REMITTANCE TO: CROMER MATERIAL HANDLING P O BOX 14338 * OAKLAND, CA 94614-2388

FEDERAL ID NO: 94-3101700

ALL CLAIMS MUST BE MADE IMMEDIATELY UPON RECEIPT OF GOODS, NO GOODS ACCEPTED FOR CREDIT UNLESS RETURNED WITH THIS INVOICE WITHIN 15 DAYS. THERE IS A 5% RESTOCKING CHARGE ON RETURNED EQUIPMENT AND 15% RESTOCKING CHARGE ON ALL RETURNED PARTS. NO REFUNDS ON ELECTRICAL OR SPECIAL ORDER PARTS. RETURNED PARTS MUST BE PREPAID FRT. THERE IS A 1.5% SERVICE CHARGE ON ALL INVOICES OVER 30 DAYS. CUSTOMER IS RESPONSIBLE FOR TIRE DAMAGE AND REPAIR. UNIT MUST BE RETURNED WITH SERVICEABLE TIRES, LESS WEAR AND TEAR. UNRETURNED ORIGINAL LP TANK FEE IS \$190.00

CUSTOMERS COPY RECEIVED BY

FEB 08 2019

Service For:

FRESNO'S CHAFFEE ZOO CORPORATION
 894 W BELMONT AVE
 FRESNO, CA 93728

Your Account Summary

Amount Due on Previous Statement	\$25,765.98
Payment(s) Received Since Last Statement	-25,765.98
Previous Unpaid Balance	\$0.00
Current Gas Charges	\$12,910.35

Questions about your bill?

Business Specialist available:
 Mon-Fri: 7am to 6pm
 1-800-468-4743
www.pge.com/MyEnergy

Total Amount Due by 02/22/2019

\$12,910.35

Ways To Pay

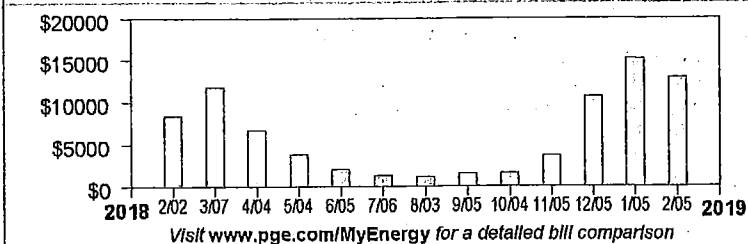
www.pge.com/waystopay

1-5191-00 0087

2-10-19

Gas Monthly Billing History

Daily Usage Comparison



1 Year Ago	Last Period	Current Period
297.00	460.31	385.23
Gas Therms / Day		

Visit www.pge.com/MyEnergy for a detailed bill comparison

FEB 08 2019

Details of Gas Charges

01/06/2019 - 02/05/2019 (31 billing days)

Service For: 894 W BELMONT AVE
 Service Agreement ID: 1934497465
 Rate Schedule: GNR1 Gas Service to Small Commercial Customers

01/06/2019 - 01/31/2019

Customer Charge	26 days @ \$2.14936	\$55.88
Gas Charges		
First 4,000 Therms/month	3,354.838710 Therms @ \$1.23590	4,146.25
> 4,000 Therms/month	6,661.032258 Therms @ \$0.90828	6,050.08
Gas PPP Surcharge (\$0.04319/Therm)		432.59
Fresno Recovery Fee		102.52

02/01/2019 - 02/05/2019

Customer Charge	5 days @ \$2.14936	\$10.75
Gas Charges		
First 4,000 Therms/month	645.161290 Therms @ \$1.26085	813.45
> 4,000 Therms/month	1,280.967742 Therms @ \$0.93323	1,195.44
Gas PPP Surcharge (\$0.04319/Therm)		83.19
Fresno Recovery Fee		20.20

Total Gas Charges \$12,910.35

Service Information

Meter #	61202044
Current Meter Reading	3,866
Prior Meter Reading	96,424
Difference	7,442
Multiplier	1.380056

Meter #	61202044
Current Meter Reading	5,077
Prior Meter Reading	3,866
Difference	1,211
Multiplier	1.380056

Total Usage 11,942.000000 Therms

Serial L

Gas Procurement Costs (\$/Therm)

01/06/2019 - 01/31/2019	\$0.41716
02/01/2019 - 02/05/2019	\$0.44211

Additional Messages

Customer Charge To help deliver safe, reliable and affordable gas service to your business, PG&E charges a customer fee which is based on your highest average daily gas usage within the past 12 months. For the billing period ending on 01/05/2019, your highest average daily gas usage was 460.3 therms.





ENERGY STATEMENT

www.pge.com/MyEnergy

ACCOUNT NO: 5915064925-5

Statement Date: 02/05/2019

Due Date: 02/22/2019

FEB 08 2019

Service For:

FRESNO'S CHAFFEE ZOO CORPORATION
894 W BELMONT AVE
FRESNO, CA 93728

Your Account Summary

Amount Due on Previous Statement
Payment(s) Received Since Last Statement
Previous Unpaid Balance
Current Electric Charges

\$75,732.44

-75,732.44

\$0.00

\$37,548.77 48/

Questions about your bill?

Business Specialist available:
Mon-Fri: 7am to 6pm
1-800-468-4743
www.pge.com/MyEnergy

Total Amount Due by 02/22/2019

\$37,548.77

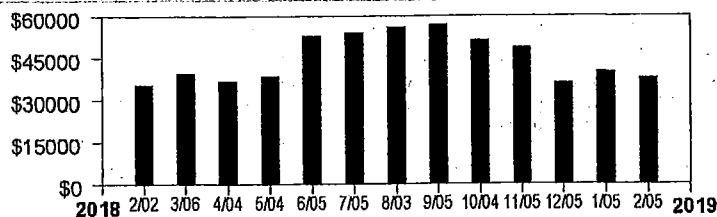
2-12-19
1-5191-00 0087

Ways To Pay

www.pge.com/waystopay

Electric Monthly Billing History

Daily Usage Comparison



1 Year Last Current
Ago Period Period
9228.12 9602.14 9162.93

Electric kWh / Day

Visit www.pge.com/MyEnergy for a detailed bill comparison



ENERGY STATEMENT

www.pge.com/MyEnergy

FEB 08 2019

Account No: 5915064925-5
Statement Date: 02/05/2019
Due Date: 02/22/2019

Details of Electric Charges

01/05/2019 - 02/04/2019 (31 billing days)

Service For: 894 W BELMONT AVE
Service Agreement ID: 5915064187
Rate Schedule: E19S Medium General Demand-Metered TOU Service

01/05/2019 - 02/04/2019

Customer Charge	31 days @ \$19.71253	\$611.09
Demand Charge		
Max Part Peak	489.600000 kW @ \$0.12000	58.75
Max Demand	489.600000 kW @ \$17.54000	8,587.58
Energy Charges		
Part Peak	108,970.800000 kWh @ \$0.10958	11,941.02
Off Peak	175,080.000000 kWh @ \$0.09355	16,378.73
Power Factor Adjustment (@ 93.00% Power Factor)		-113.62
Energy Commission Tax		85.22

Total Electric Charges \$37,548.77

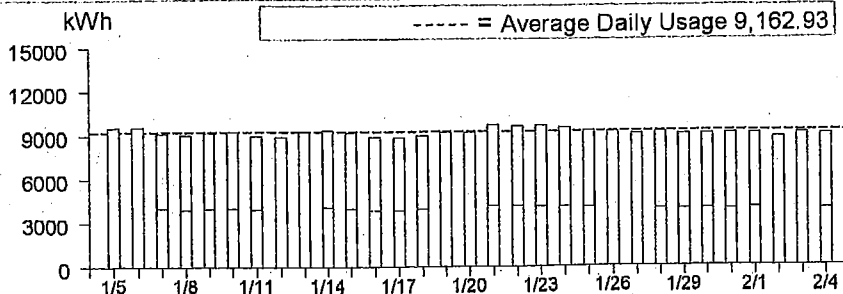
Service Information

Meter #	1010078518
Total Usage	284,050.800000 kWh
Meter #	1010078518
Reactive Power	107,821.200000 kVar
Serial	L
Rotating Outage Block	8H

Additional Messages

Time-Of-Use Customers: Every year, Daylight Saving Time begins on the second Sunday of March. To adjust for this, your time-of-use periods will begin and end one hour later between the second Sunday in March and the first Sunday in April.

Electric Usage This Period: 284,050.800000 kWh, 31 billing days



	Usage	Energy Charges
<input type="checkbox"/> Part Peak ²	38.37%	\$11,941.02
<input type="checkbox"/> Off Peak ³	61.63%	\$16,378.73

¹Peak: 5/1-10/31 12:00pm-6:00pm, M-F (except Holidays);
²Part Peak: 5/1-10/31 8:30am-12:00pm, 6:00pm-9:30pm, M-F (except Holidays); 11/1-4/30 8:30am-9:30pm, M-F (except Holidays);
³Off Peak: Year Round 9:30pm - 8:30am, M-F (except Holidays); Sat-Sun; Holidays



Visit www.pge.com/MyEnergy for a detailed bill comparison.



ENERGY STATEMENT

www.pge.com/MyEnergy

Account No: 7044237853-8
Statement Date: 02/06/2019
Due Date: 02/25/2019

Service For:

FRESNO'S CHAFFEE ZOO CORPORATION
890 W BELMONT AVE
FRESNO, CA 93728

Questions about your bill?

Business Specialist available:
Mon-Fri: 7am to 6pm
1-800-468-4743
www.pge.com/MyEnergy

Ways To Pay

www.pge.com/waystopay

Your Account Summary

FEB 20 2019

Amount Due on Previous Statement	\$6,501.50
Payment(s) Received Since Last Statement	-2,269.78
Previous Unpaid Balance	\$4,231.72
Current Electric Charges	<u>\$2,265.36</u> 48/

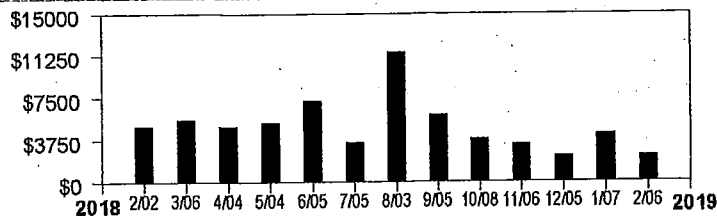
Total Amount Due by 02/25/2019

\$6,497.08

1-5191 00 0087
2-21-19

Electric Monthly Billing History

Daily Usage Comparison



1 Year Ago Period	Last Period	Current Period
1200.27	957.16	468.65
Electric kWh / Day		

Visit www.pge.com/MyEnergy for a detailed bill comparison



ENERGY STATEMENT

www.pge.com/MyEnergy

Account No: 7044237853-8
Statement Date: 02/06/2019
Due Date: 02/25/2019

FEB 20 2019

Details of Electric Charges

01/05/2019 - 02/04/2019 (31 billing days)

Service For: 890 W BELMONT AVE
Service Agreement ID: 7044237158

01/05/2019 - 02/04/2019

Rate Schedule: NEMEXPM

Rate Description: Net Energy Metering Service

Net Charges	\$2,261.00
Energy Commission Tax	4.36

Total Electric Charges	\$2,265.36
-------------------------------	-------------------

Service Information

Meter #	1004578075
Total Usage	14,528.000000 kWh
Serial	L
Rotating Outage Block	8H

Additional Messages

Time-Of-Use Customers: Every year, Daylight Saving Time begins on the second Sunday of March. To adjust for this, your time-of-use periods will begin and end one hour later between the second Sunday in March and the first Sunday in April.





ENERGY STATEMENT

www.pge.com/MyEnergy

Account No: 2664600004-7

Statement Date: 02/22/2019

FEB 28 2019

Due Date: 03/11/2019

Service For:

FRESNO'S CHAFFEE ZOO CORPORATION
890 W BELMONT AVE
FRESNO, CA 93728

Questions about your bill?

Business Specialist available:
Mon-Fri: 7am to 6pm
1-800-468-4743
www.pge.com/MyEnergy

Ways To Pay

www.pge.com/waystopay

Your Account Summary

Amount Due on Previous Statement
Payment(s) Received Since Last Statement
Previous Unpaid Balance
Current Gas Charges

\$5,927.62

-5,927.62

\$0.00

\$2,757.63 48/

Total Amount Due by 03/11/2019

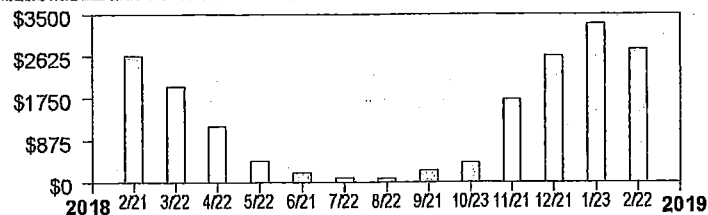
\$2,757.63

1-5191-00 0087

[Signature]

Gas Monthly Billing History

Daily Usage Comparison



Visit www.pge.com/MyEnergy for a detailed bill comparison

1 Year Ago	Last Period	Current Period
68.15	77.09	68.93
Gas Therms / Day		



ENERGY STATEMENT

www.pge.com/MyEnergy

Account No: 2664600004-7

Statement Date: 02/22/2019

Due Date: 03/11/2019

FEB 28 2019

Details of Gas Charges

01/23/2019 - 02/21/2019 (30 billing days)

Service For: 890 W BELMONT AVE

Service Agreement ID: 2664600103 ZOO RAIN FOREST WATER HEATER

Rate Schedule: GNR1 Gas Service to Small Commercial Customers

01/23/2019 - 01/31/2019

Customer Charge	9 days @ \$1.66489	\$14.98
Gas Charges		
First 4,000 Therms/month	620.400000 Therms @ \$1.23590	766.75
Gas PPP Surcharge (\$0.04319/Therm)		26.79
Fresno Recovery Fee		7.82

02/01/2019 - 02/21/2019

Customer Charge	21 days @ \$1.66489	\$34.96
Gas Charges		
First 4,000 Therms/month	1,447.600000 Therms @ \$1.26085	1,825.21
Gas PPP Surcharge (\$0.04319/Therm)		62.52
Fresno Recovery Fee		18.60

Total Gas Charges \$2,757.63

Service Information

Meter #	44771232
Current Meter Reading	49,080
Prior Meter Reading	47,098
Difference	1,982
Multiplier	1.043603
Total Usage	2,068.000000 Therms
Serial	Y

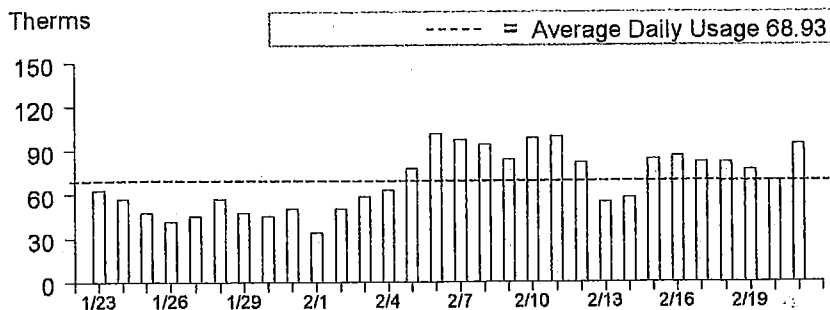
Gas Procurement Costs (\$/Therm)

01/23/2019 - 01/31/2019	\$0.41716
02/01/2019 - 02/21/2019	\$0.44211

Additional Messages

Customer Charge To help deliver safe, reliable and affordable gas service to your business, PG&E charges a customer fee which is based on your highest average daily gas usage within the past 12 months. For the billing period ending on 01/22/2019, your highest average daily gas usage was 77.1 therms.

Gas Usage This Period: 2,068.000000 Therms, 30 billing days



Visit www.pge.com/MyEnergy for a detailed bill comparison.